



# WANDSWORTH COMMON

SW17

## WILLOW APARTMENTS

YOUR STORY STARTS HERE >









The Apartments' kitchen/dining



Indulge in luxury apartment living without compromising on space.

Modern layouts with elegant design touches set the scene for these 1 and 2 bedroom apartments.



# LUXURY AND COMFORT



The Apartments' bathroom

## Kitchen

- Fitted kitchens with smooth handleless doors with base and wall units finished in contrasting colours
- Corian worktop with full height splashback to underside of wall units
- Underslung black 1.5 bowl sink with matt black mixer tap
- Siemens or similar integrated appliances on display with Zanussi concealed appliances
- Appliances include single oven, microwave, induction hob, extractor, dishwasher, fridge freezer, wine fridge

## Bathrooms

- Full height porcelain tiling to bath/shower and half height behind WC and basin
- Tiled recess within bath/shower enclosure for bottle storage with LED strip lighting
- Two drawer soft close vanity in a matt black finish with an inset basin
- Full height and width fitted mirror behind basin with demister
- WC with soft close lid
- Shower over bath benefits from wall-mounted handheld shower head, a high level mounted fixed shower head and hinged glass bath screen
- LED lighting to bath plinth
- Crosswater or similar brassware and flushplate finished in matt bronze
- Bath screen and heated towel rail in a matt black finish

## En-suites (if applicable)

- Full height porcelain tiling to shower and half height behind WC and basin
- Tiled recess within shower enclosure for bottle storage with LED strip lighting
- Mirrored vanity with open shelving finished in matt black with LED lighting to underside
- Wall-hung basin with towel box finished in matt black
- WC with soft close lid
- Shower benefits from wall-mounted handheld shower head and a high level mounted fixed shower head and sliding glass door

- Crosswater or similar brassware and flushplate finished in matt bronze
- Showerscreen and heated towel rail in a matt black finish

## Lighting & electrics

- Downlights throughout
- LED lighting to underside of wall-mounted kitchen cabinets and plinth
- LED lighting to underside of bathroom/en-suite mirrored wall cabinetry, underside of towel box and to plinth level of bath panel
- External up down light to balcony
- Mid-height TV point to living room
- Datapoint to dedicated work from home station
- Provision for high speed fibre broadband
- Smoke and heat detectors
- Video door entry system
- USB and USB-C socket provision to kitchen, living area and bedsides

## Wall & floor finishes

- Timber effect Tarkett flooring or similar in Primary Oak Light Grey laid in a herringbone pattern throughout the hall, living, dining and kitchen areas
- Soft carpet to bedrooms finished in a taupe colour
- Porcelain tiles to bathrooms and en-suites
- Painted internal walls and woodwork in pocket stone
- Ceilings painted in a white finish

## General

- Contemporary ironmongery in a matt black finish
- Washer dryer in separate hall cupboard
- Hinged door fitted wardrobe to principal bedroom with feature length handle



Building components

- Traditional block and brick construction

Floors

- Hollow core precast concrete plank floors with cement screed topping with appropriate floor finishes (see flooring)
- Beam and block to ground floor

Ceilings

- Suspended plasterboard with services access panels

Windows

- Triple-glazed composite windows including opening lights, where appropriate, and triple-glazed aluminium doors to balconies and terraces where appropriate with durable powder-coat paint finish

Stairs

- In-situ or precast carpeted concrete stairs with steel balustrades in common areas

Walls

- External walls benefit from high performance thermal and acoustic insulation
- Internal walls formed with plasterboard; metal framing filled with high performance acoustic insulation where required

Heating & cooling

- Zoned underfloor heating throughout
- Heated towel radiator to bathrooms and en-suites
- Mechanical extract ventilation to all upper floors and mechanical ventilation with heat recovery to ground floors

Balconies & terraces

- Metal powder-coated balustrade
- External wall light
- Aluminium decking to balconies and paving to terraces

Sustainability

- Energy efficient lighting throughout
- Sustainably sourced timber
- Acoustic and thermal insulation designed into the fabric of the building
- Heating and hot water provided by site-wide district heating network
- Photovoltaic panels to rooftops
- Biodiverse green or brown roof to buildings
- High performance glazing to all doors and windows

Roof

- High-performance membrane roofing with bio-roofs and photovoltaics where applicable

Communal specification

- Tiled floor to entrance lobby with metal inset post boxes to entrance lobby
- Residential lift to all floors
- Carpet to residential communal corridor floors and staircase
- Feature timber veneer front entrance door with matching surround
- Fob and video entry to main entrance



The Apartments’ kitchen





The Apartments' principal bedroom






The Apartments' kitchen

## A PALETTE


# PERFECTED




Kitchen worktop



Kitchen wall units



Kitchen base/tall units



Bathroom/en-suite/WC  
vanity surface



Family bathroom floor tile



Family bathroom wall tile




En-suite floor tile




En-suite wall tile




Bedroom carpet



Kitchen/living/dining flooring



Wardrobe carcass



Internal doors



Moulded internal doors,  
skirting, architraves and  
internal walls paint –  
Pocket Stone





The Apartments' bedroom



# YOUR STORY

STARTS HERE

## The Apartments

Willow Apartments  
1 AND 2 BEDROOM APARTMENTS

[VIEW FLOORPLANS >](#)

[VIRTUAL TOURS >](#)

## Springfield Park

- ① Community Gardens
- ② Pavilion & Café
- ③ Children's Play Area
- ④ Springfield Park Visitor Parking
- ⑤ Sports Ground
- ⑥ Bridge Walkway
- ⑦ Amphitheatre
- ⑧ Play Area
- ⑨ Wetlands





# WILLOWS APARTMENTS

GROUND FLOOR – NORTH



**168**

Two bedroom

Kitchen/Living/Dining  
6.34M X 4.90M | 20'10" X 16'1"

Bedroom 1  
3.76M X 3.41M | 12'4" X 11'2"

Bedroom 2  
4.04M X 3.73M | 13'3" X 12'3"

Terrace  
3.99M X 1.73M | 13'1" X 5'8"

**170**

One bedroom

Kitchen/Living/Dining  
6.25M X 5.17M | 20'6" X 17'0"

Bedroom 1  
4.98M X 4.16M | 16'4" X 13'8"

Terrace  
4.85M X 1.99M | 15'11" X 6'7"

**169**

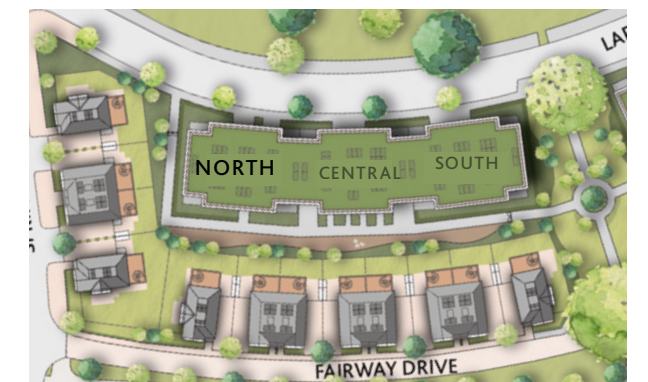
One bedroom

Kitchen/Living/Dining  
6.34M X 4.17M | 20'9" X 13'8"

Bedroom 1  
5.17M X 3.79M | 17'0" X 12'5"

Terrace  
4.03M X 1.85M | 13'3" X 6'1"

SITE PLAN



◀▶ – Measurement points | ES – En-suite | S – Store cupboard | SC – Service cupboard | W – Fitted wardrobe | [ ] – Wardrobe space



# WILLOWS APARTMENTS

FIRST FLOOR – NORTH



**171**

Two bedroom

Kitchen/Living/Dining  
6.34M X 4.90M | 20'10" X 16'1"

Bedroom 1  
3.76M X 3.41M | 12'4" X 11'2"

Bedroom 2  
4.04M X 3.73M | 13'3" X 12'3"

Balcony  
3.99M X 1.73M | 13'1" X 5'8"

**173**

Two bedroom

Kitchen/Living/Dining  
6.43M X 4.48M | 21'1" X 14'8"

Bedroom 1  
4.14M X 3.40M | 13'7" X 11'2"

Bedroom 2  
3.73M X 3.03M | 12'3" X 9'11"

Balcony  
3.58M X 1.89M | 11'9" X 6'3"

**172**

Two bedroom

Kitchen/Living/Dining  
6.37M X 4.17M | 20'11" X 13'8"

Bedroom 1  
4.15M X 3.09M | 13'7" X 10'1"

Bedroom 2  
4.05M X 3.04M | 13'3" X 10'0"

Balcony  
3.99M X 1.73M | 13'1" X 5'8"

**174**

Two bedroom

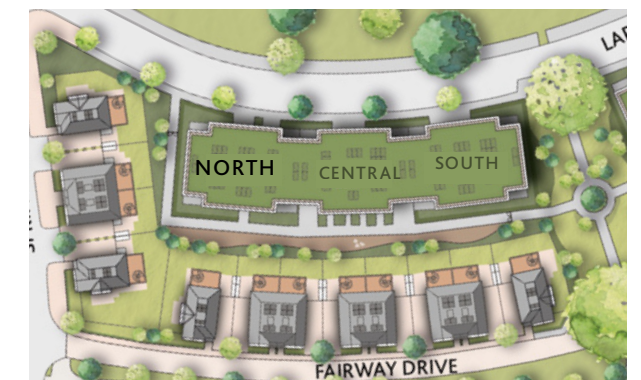
Kitchen/Living/Dining  
6.22M X 5.36M | 20'5" X 17'7"

Bedroom 1  
3.76M X 3.49M | 12'4" X 11'5"

Bedroom 2  
3.64M X 3.39M | 11'11" X 11'1"

Balcony  
4.39M X 1.83M | 14'5" X 6'0"

**SITE PLAN**



◄► – Measurement points | ES – En-suite | S – Store cupboard | SC – Service cupboard | W – Fitted wardrobe | [ ] – Wardrobe space



# WILLOWS APARTMENTS

SECOND FLOOR – NORTH



**175**

Two bedroom

Kitchen/Living/Dining  
6.34M X 4.90M | 20'10" X 16'1"

Bedroom 1  
3.76M X 3.41M | 12'4" X 11'2"

Bedroom 2  
4.04M X 3.73M | 13'3" X 12'3"

Balcony  
3.99M X 1.73M | 13'1" X 5'8"

**177**

Two bedroom

Kitchen/Living/Dining  
6.43M X 4.48M | 21'1" X 14'8"

Bedroom 1  
4.14M X 3.40M | 13'7" X 11'2"

Bedroom 2  
3.73M X 3.03M | 12'3" X 9'11"

Balcony  
3.58M X 1.89M | 11'9" X 6'3"

**176**

Two bedroom

Kitchen/Living/Dining  
6.37M X 4.17M | 20'11" X 13'8"

Bedroom 1  
4.15M X 3.09M | 13'7" X 10'1"

Bedroom 2  
4.05M X 3.04M | 13'3" X 10'0"

Balcony  
3.99M X 1.73M | 13'1" X 5'8"

**178**

Two bedroom

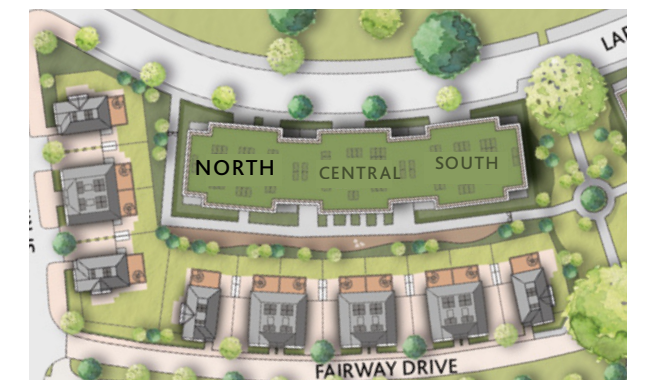
Kitchen/Living/Dining  
6.22M X 5.36M | 20'5" X 17'7"

Bedroom 1  
3.76M X 3.49M | 12'4" X 11'5"

Bedroom 2  
3.64M X 3.39M | 11'11" X 11'1"

Balcony  
4.39M X 1.83M | 14'5" X 6'0"

**SITE PLAN**



◄► – Measurement points | ES – En-suite | S – Store cupboard | SC – Service cupboard | W – Fitted wardrobe | [ ] – Wardrobe space



# WILLOWS APARTMENTS

GROUND FLOOR – CENTRAL



**179**

Two bedroom

Kitchen/Living/Dining  
6.43M X 4.40M | 21'1" X 14'5"

Bedroom 1  
4.23M X 3.22M | 13'10" X 10'7"

Bedroom 2  
3.87M X 3.13M | 12'9" X 10'3"

Terrace  
7.19M X 2.04M | 23'7" X 6'8"

**180**

Two bedroom

Kitchen/Living/Dining  
6.43M X 4.40M | 21'1" X 14'5"

Bedroom 1  
4.23M X 3.22M | 13'10" X 10'7"

Bedroom 2  
3.87M X 3.13M | 12'8" X 10'3"

Terrace  
7.15M X 2.04M | 23'6" X 6'8"

**SITE PLAN**



◄► – Measurement points | ES – En-suite | S – Store cupboard | SC – Service cupboard | W – Fitted wardrobe | [ ] – Wardrobe space



# WILLOWS APARTMENTS

FIRST FLOOR – CENTRAL



**181**

Two bedroom

Kitchen/Living/Dining  
6.22M X 5.36M | 20'5" X 17'7"

Bedroom 1  
3.76M X 3.49M | 12'4" X 11'5"

Bedroom 2  
3.64M X 3.39M | 11'11" X 11'1"

Balcony  
4.39M X 1.83M | 14'5" X 6'0"

**183**

Two bedroom

Kitchen/Living/Dining  
6.43M X 4.48M | 21'1" X 14'8"

Bedroom 1  
4.14M X 3.40M | 13'7" X 11'2"

Bedroom 2  
3.73M X 3.03M | 12'3" X 9'11"

Balcony  
3.58M X 1.89M | 11'9" X 6'3"

**182**

Two bedroom

Kitchen/Living/Dining  
6.44M X 4.48M | 21'1" X 14'8"

Bedroom 1  
4.14M X 3.40M | 13'7" X 11'2"

Bedroom 2  
3.73M X 3.03M | 12'3" X 9'11"

Balcony  
3.57M X 1.89M | 11'8" X 6'3"

**184**

Two bedroom

Kitchen/Living/Dining  
6.16M X 5.36M | 20'3" X 17'7"

Bedroom 1  
4.54M X 3.52M | 14'11" X 11'7"

Bedroom 2  
3.61M X 3.39M | 11'10" X 11'1"

Balcony  
4.39M X 1.83M | 14'5" X 6'0"

**SITE PLAN**



◄► – Measurement points | ES – En-suite | S – Store cupboard | SC – Service cupboard | W – Fitted wardrobe | [dashed line] – Wardrobe space



# WILLOWS APARTMENTS

SECOND FLOOR – CENTRAL



**185**

Two bedroom

Kitchen/Living/Dining  
6.22M X 5.36M | 20'5" X 17'7"

Bedroom 1  
3.76M X 3.49M | 12'4" X 11'5"

Bedroom 2  
3.64M X 3.39M | 11'11" X 11'1"

Balcony  
4.39M X 1.83M | 14'5" X 6'0"

**187**

Two bedroom

Kitchen/Living/Dining  
6.43M X 4.48M | 21'1" X 14'8"

Bedroom 1  
4.14M X 3.40M | 13'7" X 11'2"

Bedroom 2  
3.73M X 3.03M | 12'3" X 9'11"

Balcony  
3.58M X 1.89M | 11'9" X 6'3"

**186**

Two bedroom

Kitchen/Living/Dining  
6.44M X 4.48M | 21'1" X 14'8"

Bedroom 1  
4.14M X 3.40M | 13'7" X 11'2"

Bedroom 2  
3.73M X 3.03M | 12'3" X 9'11"

Balcony  
3.57M X 1.89M | 11'8" X 6'3"

**188**

Two bedroom

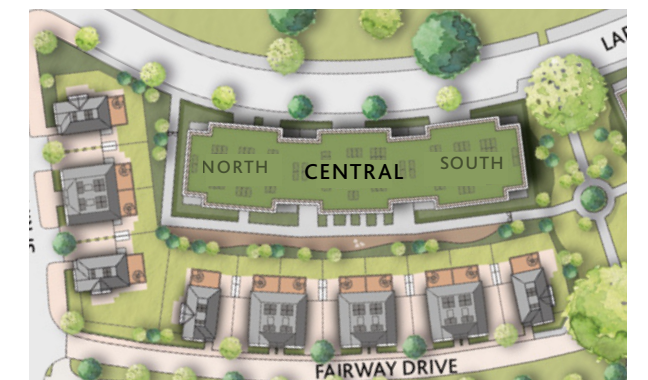
Kitchen/Living/Dining  
6.16M X 5.36M | 20'3" X 17'7"

Bedroom 1  
4.54M X 3.52M | 14'11" X 11'7"

Bedroom 2  
3.61M X 3.39M | 11'10" X 11'1"

Balcony  
4.39M X 1.83M | 14'5" X 6'0"

**SITE PLAN**



◄► – Measurement points | ES – En-suite | S – Store cupboard | SC – Service cupboard | W – Fitted wardrobe | [dashed line] – Wardrobe space



# WILLOWS APARTMENTS

GROUND FLOOR – SOUTH



**189**

One bedroom

Kitchen/Living/Dining  
6.25M X 5.17M | 20'6" X 17'0"

Bedroom 1  
4.98M X 4.16M | 16'4" X 13'8"

Terrace  
4.85M X 1.99M | 15'11" X 6'7"

**190**

One bedroom

Kitchen/Living/Dining  
6.34M X 4.17M | 20'9" X 13'8"

Bedroom 1  
5.17M X 3.79M | 17'0" X 12'5"

Terrace  
4.03M X 1.85M | 13'3" X 6'1"

**191**

Two bedroom

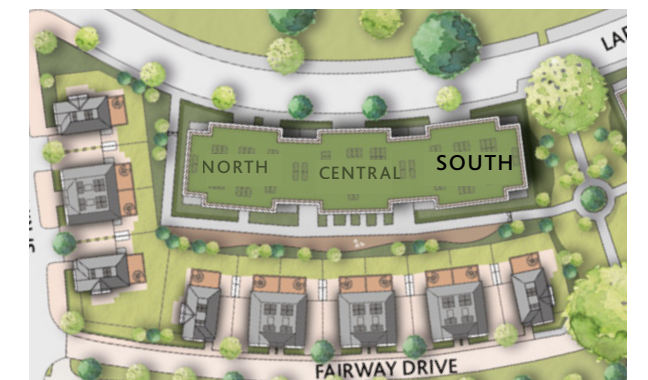
Kitchen/Living/Dining  
6.34M X 4.90M | 20'10" X 16'1"

Bedroom 1  
3.76M X 3.41M | 12'4" X 11'2"

Bedroom 2  
4.04M X 3.73M | 13'3" X 12'3"

Terrace  
3.99M X 1.73M | 13'1" X 5'8"

**SITE PLAN**



◄► – Measurement points | ES – En-suite | S – Store cupboard | SC – Service cupboard | W – Fitted wardrobe | □ – Wardrobe space



# WILLOWS APARTMENTS

FIRST FLOOR – SOUTH



**192**

Two bedroom

Kitchen/Living/Dining  
6.22M X 5.36M | 20'5" X 17'7"

Bedroom 1  
3.76M X 3.49M | 12'4" X 11'5"

Bedroom 2  
3.64M X 3.39M | 11'11" X 11'1"

Balcony  
4.39M X 1.83M | 14'5" X 6'0"

**194**

Two bedroom

Kitchen/Living/Dining  
6.37M X 4.17M | 20'11" X 13'8"

Bedroom 1  
4.15M X 3.09M | 13'7" X 10'1"

Bedroom 2  
4.05M X 3.04M | 13'3" X 10'0"

Balcony  
3.99M X 1.73M | 13'1" X 5'8"

**193**

Two bedroom

Kitchen/Living/Dining  
6.44M X 4.48M | 21'1" X 14'8"

Bedroom 1  
4.14M X 3.40M | 13'7" X 11'2"

Bedroom 2  
3.73M X 3.03M | 12'3" X 9'11"

Balcony  
3.57M X 1.89M | 11'8" X 6'3"

**195**

Two bedroom

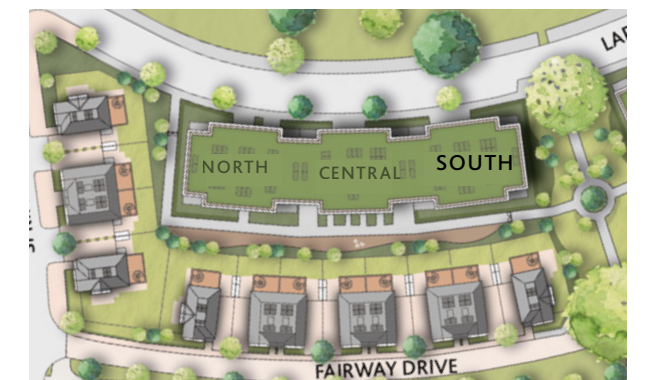
Kitchen/Living/Dining  
6.34M X 4.90M | 20'10" X 16'1"

Bedroom 1  
3.76M X 3.41M | 12'4" X 11'2"

Bedroom 2  
4.04M X 3.73M | 13'3" X 12'3"

Balcony  
3.99M X 1.73M | 13'1" X 5'8"

**SITE PLAN**



◄► – Measurement points | ES – En-suite | S – Store cupboard | SC – Service cupboard | W – Fitted wardrobe | □ – Wardrobe space



# WILLOWS APARTMENTS

SECOND FLOOR – SOUTH



**196**

Two bedroom

Kitchen/Living/Dining  
6.22M X 5.36M | 20'5" X 17'7"

Bedroom 1  
3.76M X 3.49M | 12'4" X 11'5"

Bedroom 2  
3.64M X 3.39M | 11'11" X 11'1"

Balcony  
4.39M X 1.83M | 14'5" X 6'0"

**198**

Two bedroom

Kitchen/Living/Dining  
6.37M X 4.17M | 20'11" X 13'8"

Bedroom 1  
4.15M X 3.09M | 13'7" X 10'1"

Bedroom 2  
4.05M X 3.04M | 13'3" X 10'0"

Balcony  
3.99M X 1.73M | 13'1" X 5'8"

**197**

Two bedroom

Kitchen/Living/Dining  
6.44M X 4.48M | 21'1" X 14'8"

Bedroom 1  
4.14M X 3.40M | 13'7" X 11'2"

Bedroom 2  
3.73M X 3.03M | 12'3" X 9'11"

Balcony  
3.57M X 1.89M | 11'8" X 6'3"

**199**

Two bedroom

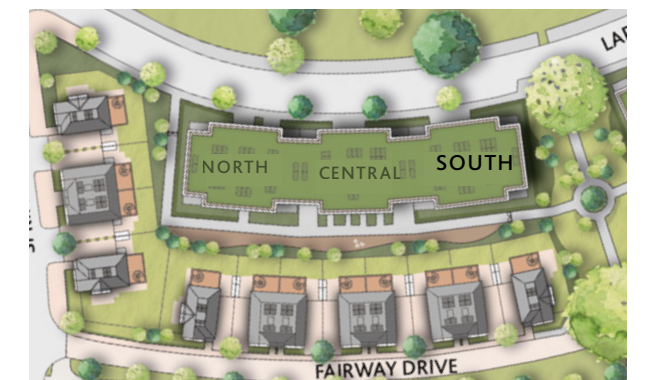
Kitchen/Living/Dining  
6.34M X 4.90M | 20'10" X 16'1"

Bedroom 1  
3.76M X 3.41M | 12'4" X 11'2"

Bedroom 2  
4.04M X 3.73M | 13'3" X 12'3"

Balcony  
3.99M X 1.73M | 13'1" X 5'8"

**SITE PLAN**





◄► – Measurement points | ES – En-suite | S – Store cupboard | SC – Service cupboard | W – Fitted wardrobe | □ – Wardrobe space








**LONDON SQUARE WANDSWORTH COMMON**  
SALES SUITE, BICKNELL WAY, SW17 0FD  
WANDSWORTHCOMMON@LONDONSQUARE.CO.UK  
0333 666 4545

  @LONDONSQUAREDEVELOPMENTS  
LONDONSQUARE.CO.UK

---



**LONDON  
SQUARE**

**An Aldar Company**

DISCLAIMER: This document is intended to provide an indication of the general style of our development and apartment types. Computer generated images are indicative only and do not accurately depict individual plots. London Square operates a policy of continuous development and individual features such as windows and elevational treatments may vary from time to time. To this end, any drawings, photographs or illustrations shown are non-contractual. Ceiling heights will vary. The coffered ceiling is just visual and not to scale. Floorplans shown for London Square Wandsworth Common are for approximate measurements only. Exact layouts and sizes may vary. All measurements may vary within a tolerance of +/-50mm. The dimensions are not intended to be used for carpet sizes, appliance sizes or items of furniture. Furniture layouts are indicative only. Kitchen layout is indicative only. Garden size may vary. Please ask a Sales Consultant for further information. Whilst every endeavour has been made to provide accurate information in relation to internal and external finishes, the Company reserves the right to change supplier and alter or vary the design and specification at any time for any reason without prior notice. Consequently these particulars should be treated as general guidance only. Nor do they constitute a contract, part of a contract or a warranty. Travel times and distances are approximate and are sourced from Google Maps, Citymapper, and tfl.gov.uk.