



culver
square
shopping



COLCHESTER | CO1 1JQ



6.2 m
annual footfall



50 mins
direct rail to
London Liverpool Street



Anchored by an
132,000 sq ft
Debenhams



SHOPPERS WITH AN ABC1
PROFILE REPRESENT OVER
50% OF REGULAR SHOPPERS

MAJOR RETAILERS

Debenhams

H&M

T.K. Maxx

Paperchase

極度乾燥(しなさい)
Superdry.

FRASER HART

Smiggle

schuh

PANDORA™

flying tiger
copenhagen

HOTEL
Chocolat.






335,000

 sq ft scheme



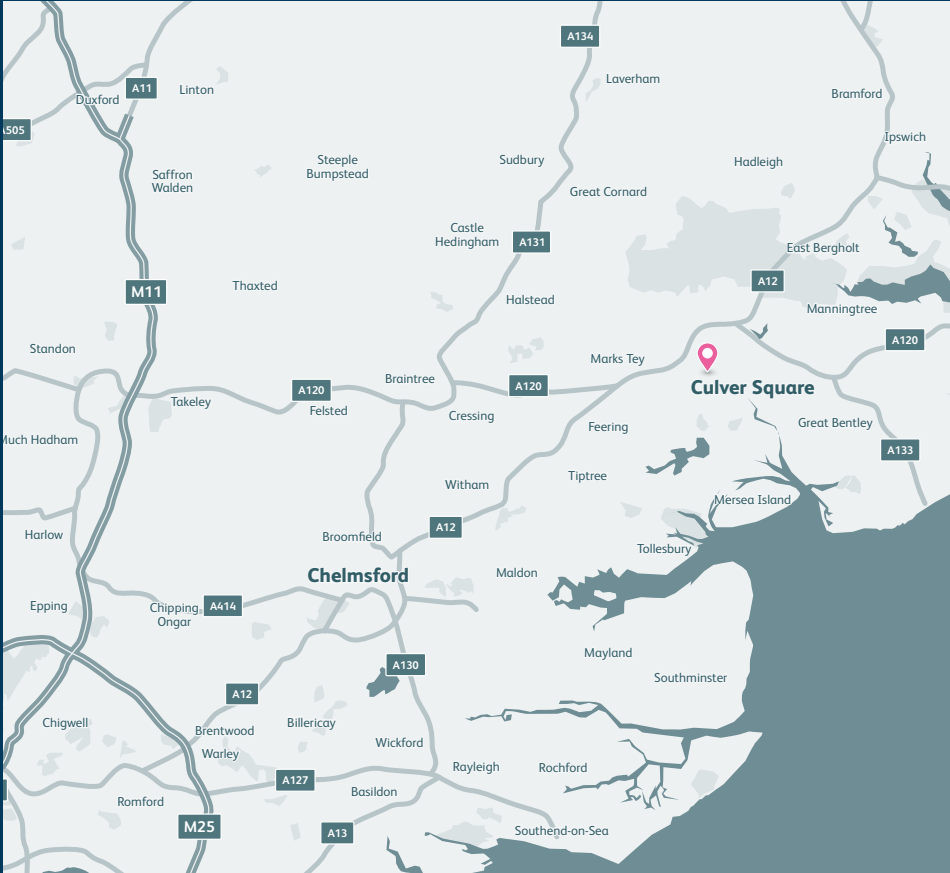


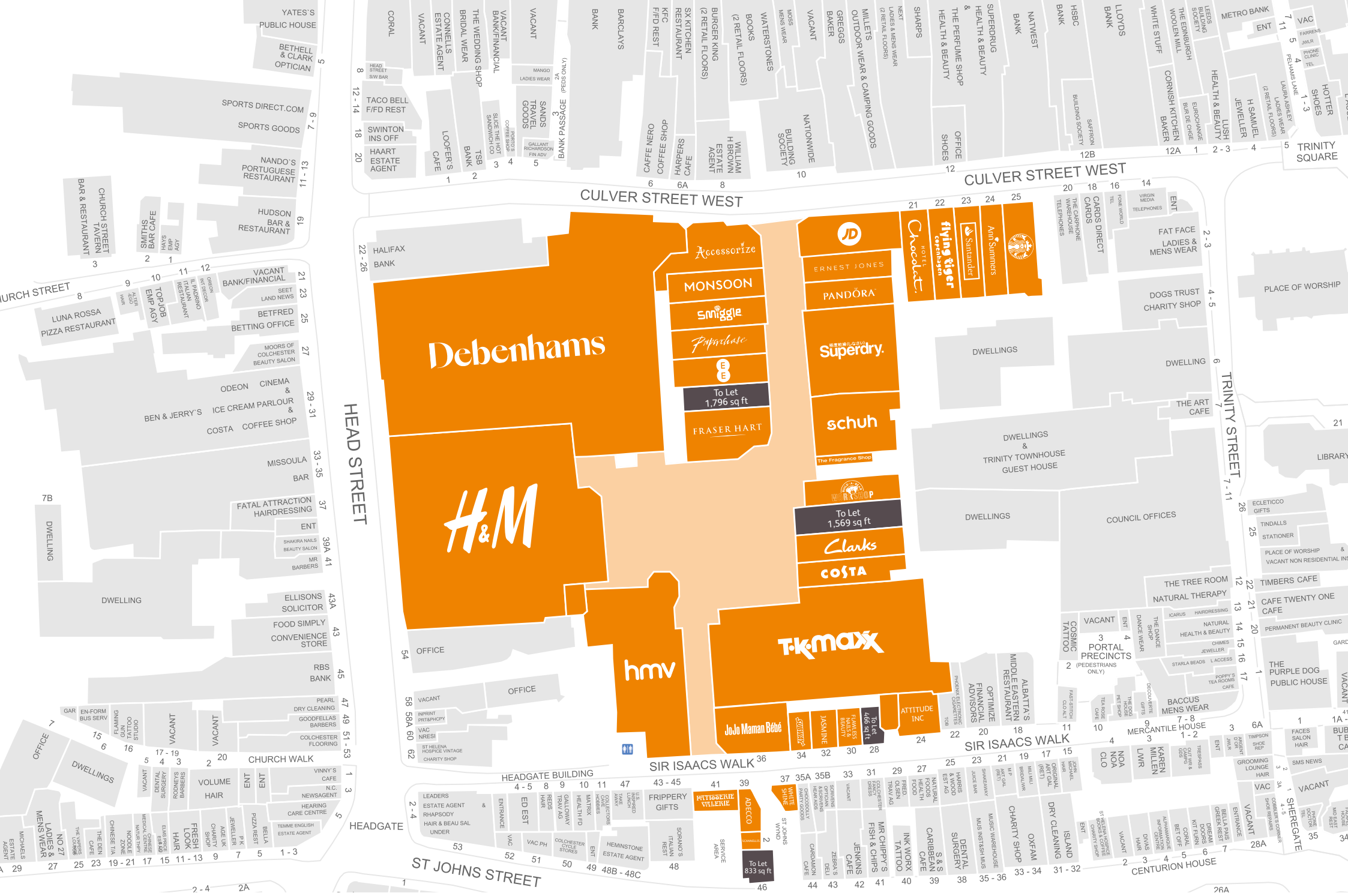
420,000

 principle catchment population



COLCHESTER IS ONE OF THE PRINCIPAL RETAIL CENTRES IN ESSEX, LOCATED 24 MILES NORTH-EAST OF CHELMSFORD AND 63 MILES NORTH-EAST OF LONDON. **COLCHESTER BENEFITS FROM EXCELLENT TRANSPORT LINKS;** INCLUDING THE A12 TO CHELMSFORD AND THE M25 TO LONDON









LETTING AGENTS

Knight Frank 

David Legat

020 7861 5119

07973 621 292

david.legat@knightfrank.com

Andrew Gilbert

020 7861 1177

07773 638 709

andrew.gilbert@knightfrank.com

green&partners

Mike Willoughby

020 7659 4827

07810 480 291

mike.willoughby@greenpartners.co.uk

Matt Beardall

020 7659 4836

07912 746 923

matt.beardall@greenpartners.co.uk



Misrepresentation Act: Whilst care has been taken in the measurement of this property and the preparation of the floor area schedule, which is believed to be accurate, these measurements do not form part of a contract or collateral contract and should not be relied upon by intending purchasers or tenants as statements or representation of fact. The floor areas constitute an outline for guidance only. No person in the employment of Cushman & Wakefield or Reid Rose Gregory or Metis Real Estate has the authority to make or give any representation or warranty in relation to the property. Unless otherwise stated, all prices and rents are quoted exclusive of value added tax (VAT). Any intending purchasers or lessees must satisfy themselves independently as to the incidence of VAT in respect of any transaction.



The landlord has regard to the recommendations of the voluntary Code of Practice for Commercial Leases in England and Wales. If you are professionally represented you should ask your adviser for a copy. Alternatively the document can be found at www.commercialleasecodeew.co.uk or obtained from the Royal Institution of Chartered Surveyors. Tel: 020 7334 3806.

ENQUIRIES FOR SIR ISAACS WALK:

WHYBROW 
chartered surveyors
& property consultants

01206 577 667