

A large, stylized leaf graphic in a dark gray color, positioned on the left side of the image. It has a central vein and several smaller veins branching off, creating a sense of movement and elegance.

HERTFORD^{ST.}

— 36 & 37 —

Residences

A development by

C | T





Contents

04	A private pocket of Mayfair
17	The Residences
25	Step inside the splendour
30	Floorplans
55	Finer details



Step inside the private sanctuary of
16 elegant residences in the heart of Mayfair.
Nestled in a village-like atmosphere,
36 & 37 Hertford Street Residences are cleverly
crafted with sensitive design.

Blend personal home comfort with lavish indulgence
courtesy of a new luxury hotel situated next door to the
residences. Mayfair's newest hotel and house of high
culture offers luxury moments at Teddy's cocktail bar,
Maxie's café and a new gastronomic dining experience.
While outside, storied streets, home to Michelin-starred
menus and designer boutiques, rub shoulders with
London's leafy Royal Parks.



A private pocket of Mayfair

CHAPTER 01

- Shepherd Market, 1925
- Shepherd Market Ye Grapes, 1940


History and heritage

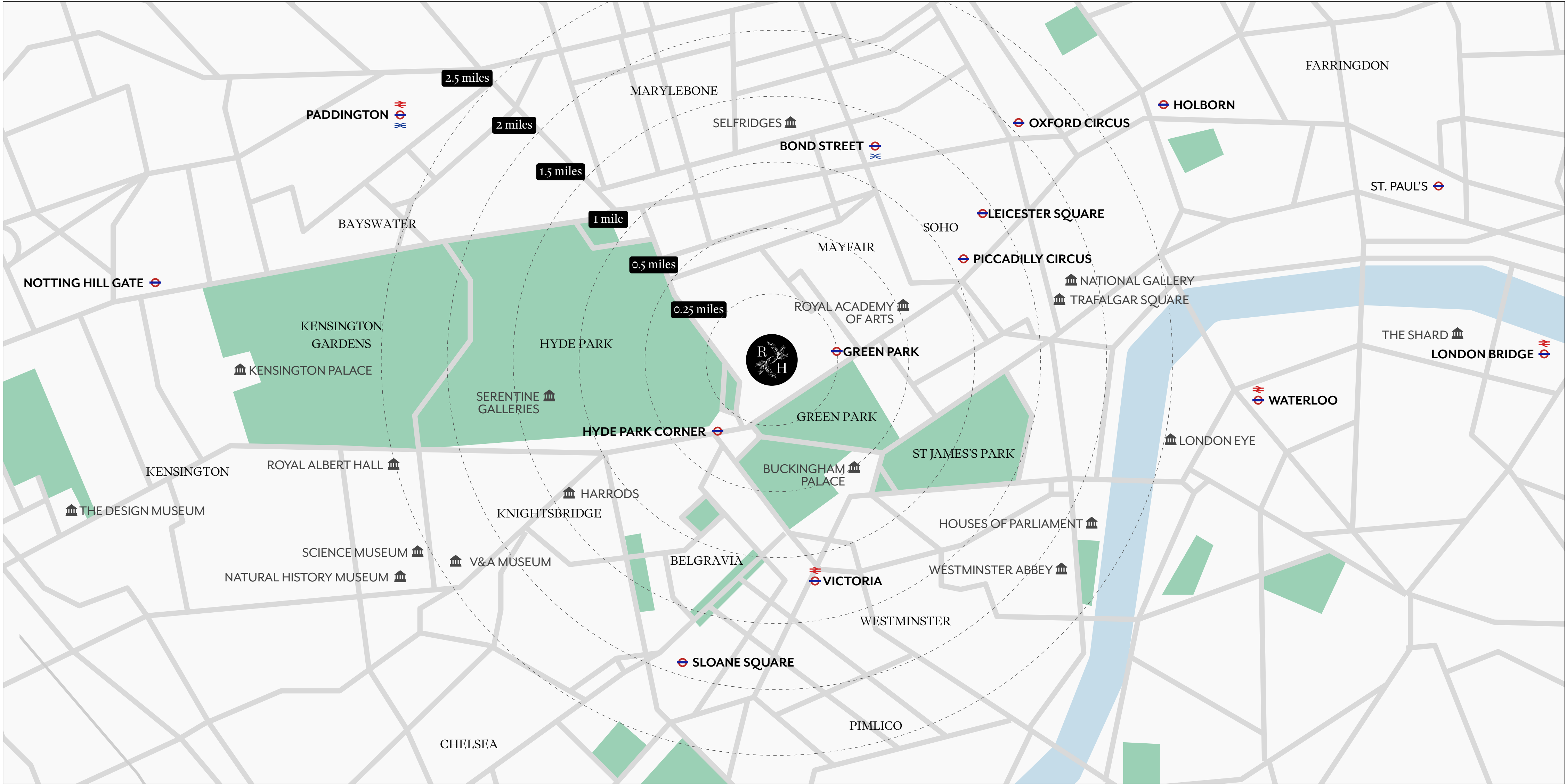
Centuries-old stories seep from hidden corners in the Residences. These Georgian townhouses were once home to landed gentry, writers and politicians. And Hertford Street became their gateway into London's luxury quarter.





Key


-  36 & 37 Hertford Street Residences
- ① The City
- ② The West End
- ③ Canary Wharf
- ④ Mayfair
- ⑤ Westminster
- ⑥ Green Park
- ⑦ Buckingham Palace
- ⑧ Hyde Park
- ⑨ St James's Park



- Maddox
- Shepherd Market
- Maggs Bros Ltd

Mayfair's hidden gem

Discreet and discerning, Shepherd Market is a village within a city which is unlike any other. Independent art galleries, a post office, barbers, chemists and exquisite eateries are tucked away from the uptown buzz.



- Scott's
- Isabel



Sip and savour

Drink up gastronomic excellence in a place that attracts internationally acclaimed chefs, mixologists and sommeliers. Mayfair alone is home to 16 Michelin-starred restaurants that surprise and delight at every turn.


- 5 Hertford Street
- George

Mix and mingle

Loulou's, Annabel's, Mr Fogg's — catch up with old friends or meet new ones. An eclectic array of invitation-only clubs and intimate bars provide an indulgent backdrop for midnight revelry or simply letting your hair down.



- Burlington Arcade
- Royal Academy of Arts



Retail therapy

Refined taste requires refined shopping. Cutting-edge designers, heritage brands and flashy fashion houses sit shoulder to shoulder in Mayfair. Try a Savile Row suit for size or disappear into the couture wardrobe of Bond Street.





Culturally curious

Famed institutions, like the Royal Academy of Arts, set the creative tone for a plethora of independent galleries and leading auction houses in the area. While just down the road, the West End beckons for theatrical masterpieces.

- Lansdowne Club
- Third Space

Wellness wonderland

Reconnect mind, body and spirit with holistic massages at The Connaught's Aman Spa, physiotherapy at The Lansdowne Club or celebrity hair styling at Jo Hansford. Fit in your fitness journey, too, with bespoke training at Third Space.



- Hyde Park
- Green Park
- Brown Hart Gardens

Botanical paradise

Green Park and Hyde Park are just a stone's throw away, two Royal Parks brimming with natural beauty, tree-lined pathways and wildflower meadows. Hidden in plain sight, there's also the terraced oasis of Brown Hart Gardens for a warm al fresco coffee.



► Eaton Square Senior School

Inspirational education

Nurture great minds from first steps to future success. Gain access to the finest British education at nearby nursery, primary and secondary schools, alongside some of the best universities in the world.

OUTSTANDING PREP SCHOOLS

St. George’s Primary School
W1K 2XH | 6 min walk

Eaton House
SW1W 9BA | 8 min drive

Eaton Square Prep and Nursery School
SW1V 1PH | 10 min drive

Knightsbridge School
SW1X 0BD | 10 min drive

TOP SECONDARY SCHOOLS

Eaton Square Senior School
W1J 7NL | 4 min walk

Eaton House
SW1W 9BA | 8 min drive

Hill House
SW1X 0EP | 9 min drive

St Francis Holland
SW1W 8JF | 10 min drive

LEADING UNIVERSITIES

King’s College
WC2R 2LS | 12 min cycle

Imperial College London
SW7 2BX | 9 min cycle

SOAS
WC1H 0XG | 14 min cycle

UCL
WC1E 6BT | 14 min cycle

University of London
WC1E 7HU | 14 min cycle

LSE
WC2A 2AE | 12 min cycle



Local Area

Key

RESTAURANTS

- 1. Hide
- 2. Hakkasan
- 3. Umu
- 4. Sabor
- 5. Maze
- 6. Scott's
- 7. Kai
- 8. Murano
- 9. Novikov
- 10. George
- 11. Nobu
- 12. Gymkhana
- 13. Benares
- 14. Morton's
- 15. Sketch
- 16. Sexy Fish

CULTURE

- 1. Blain | Southern
- 2. Bonham's
- 3. Christie's
- 4. Sotheby's
- 5. Phillips
- 6. Halcyon Gallery
- 7. Hauser & Wirth
- 8. Goodman Gallery
- 9. Gagosian
- 10. Maddox Gallery
- 11. Micheal Werner Gallery
- 12. Castle Fine Art
- 13. Delahunty Fine Art
- 14. Charles Ede
- 15. Ortashi Gallery

RETAIL

- 1. Balenciaga
- 2. Celine
- 3. Goyard
- 4. Maynat
- 5. Chanel
- 6. MiuMiu
- 7. Symthson
- 8. Dior
- 9. Louis Vuitton
- 10. Chloe
- 11. Piaget
- 12. Lanvin
- 13. Bermont
- 14. Victoria Beckham
- 15. Hermes
- 16. Burberry
- 17. Fendi
- 18. Dolce & Gabbana
- 19. Mulberry
- 20. Cartier
- 21. Tiffany & Co
- 22. Harry Winston
- 23. Dunhill
- 24. Richard Mille
- 25. Armani
- 26. Selfridges

MEMBER CLUBS

- 1. The Savile Club
- 2. Pollen Street Social
- 3. Annabel's
- 4. Dunhill Club
- 5. 5 Hertford Street
- 6. The Lansdowne Club
- 7. Mark's Club

WELLNESS

- 1. The Lansdowne Club
- 2. Third Space
- 3. Equinox
- 4. Virgin Active

EDUCATION

Outstanding Prep Schools

- 1. Eaton House
- 2. Eaton Square Prep and Nursery School
- 3. Knightsbridge School
- 4. St. George's Primary School

Top Secondary Schools

- 5. Eaton House
- 6. Eaton Square Senior School
- 7. Hill House
- 8. St Francis Holland

Leading universities

- 9. Imperial College London
- 10. King's College
- 11. LSE
- 12. SOAS
- 13. UCL
- 14. University of London


HOTELS


- 1. The Westbury
- 2. The Beaumont
- 3. Claridges
- 4. The Connaught
- 5. The Dorchester
- 6. Brown's Hotel
- 7. 45 Park Lane




Transport

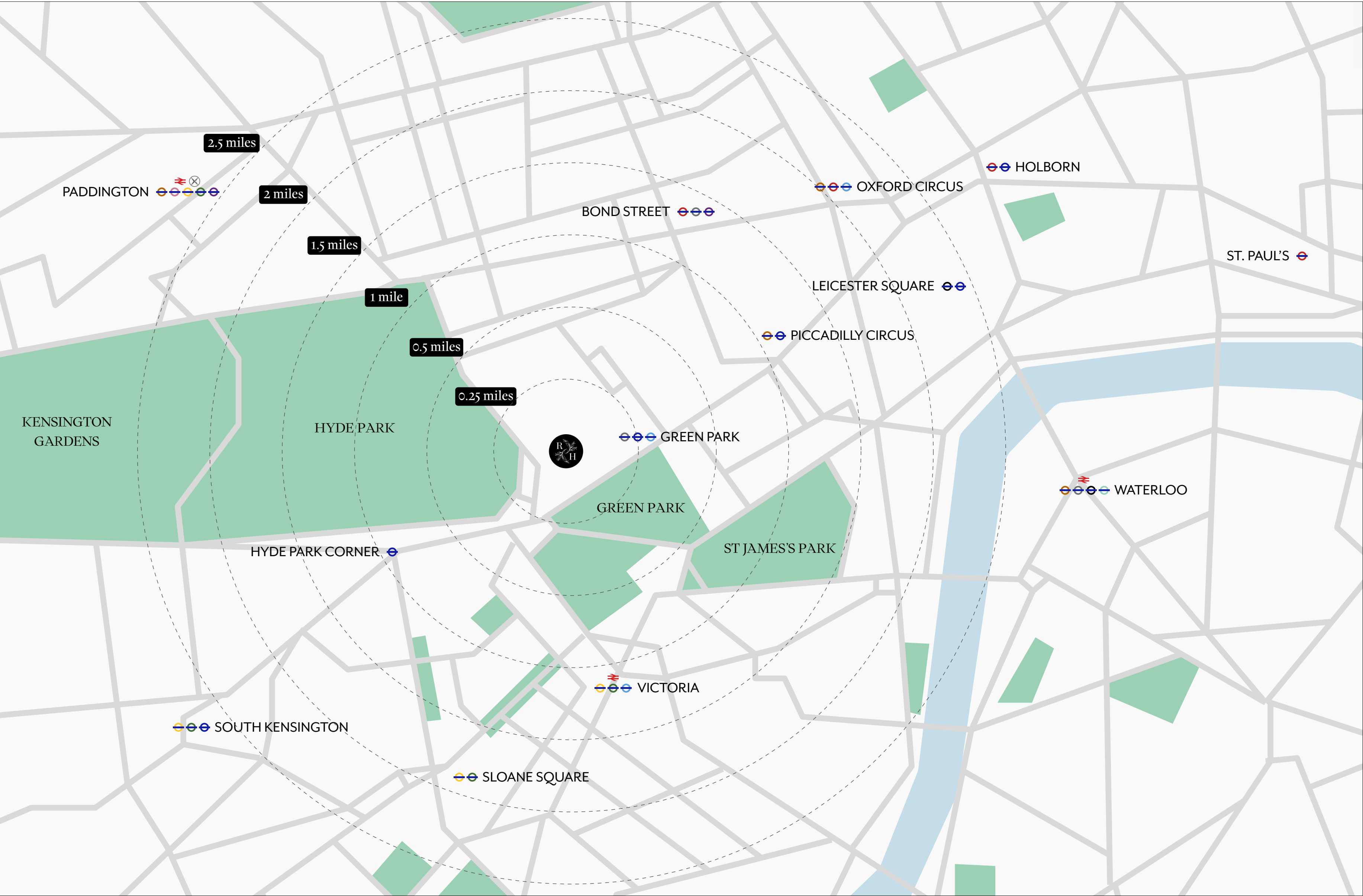
Key

	NATIONAL RAIL STATIONS
Victoria	25 mins walk
Paddington	34 mins walk
London Waterloo	43 mins walk

	UNDERGROUND STATIONS
Green Park	5 mins walk
Hyde Park Corner	8 mins walk
Bond Street	12 mins walk
Piccadilly Circus	18 mins walk
Oxford Circus	20 mins walk
Leicester Square	22 mins walk
Sloane Square	29 mins walk
Paddington	34 mins walk
South Kensington	38 mins walk

	AIRPORTS
London Heathrow	42 mins drive
Gatwick	35 mins drive
City Airport	60 mins drive

Distances are correct as per Google Maps (2024) and could be subject to change.



The Residences

CHAPTER 02

36 & 37 Hertford Street

Set inside two grand Georgian buildings, **36 & 37 Hertford Street Residences** offer a slice of privacy, elegance and intrigue. Each of its 16 apartments are crafted with contemporary design and a knowing nod to 17th century architects Robert Adam and Henry Holland.



COMPUTER GENERATED IMAGE OF 36 & 37 HERTFORD STREET RESIDENCES. INDICATIVE ONLY.







COMPUTER GENERATED IMAGE OF THE KITCHEN & DINING AREA. INDICATIVE ONLY.



COMPUTER GENERATED IMAGE OF THE KITCHEN. INDICATIVE ONLY.

Georgian style reimagined

The bespoke interiors by renowned design studio Albion Nord, balance style with soul. Modern is made timeless. Grand spaces complement cosy nooks. And calming palettes are punctuated with theatrical details in marble, stone and bronze.







Step inside the splendour

CHAPTER 03



The house of high culture

Embrace five-star flair at the new luxury hotel next door to 36 & 37 Hertford Street Residences. A place where ideas and people meet and mingle over morning coffees at the vibrant café Maxie's. A place where magical milestones are decadently celebrated with grand parties and cocktails at subterranean bar Teddy's. A place to call home.

Maxie's



COMPUTER GENERATED IMAGE OF MAXIE'S CAFE. INDICATIVE ONLY.



COMPUTER GENERATED IMAGE OF MAXIE'S CAFE. INDICATIVE ONLY.



COMPUTER GENERATED IMAGE OF TEDDY'S COCKTAIL BAR. INDICATIVE ONLY.

Teddy's



COMPUTER GENERATED IMAGE OF TEDDY'S COCKTAIL BAR. INDICATIVE ONLY.





The pinnacle of personalisation

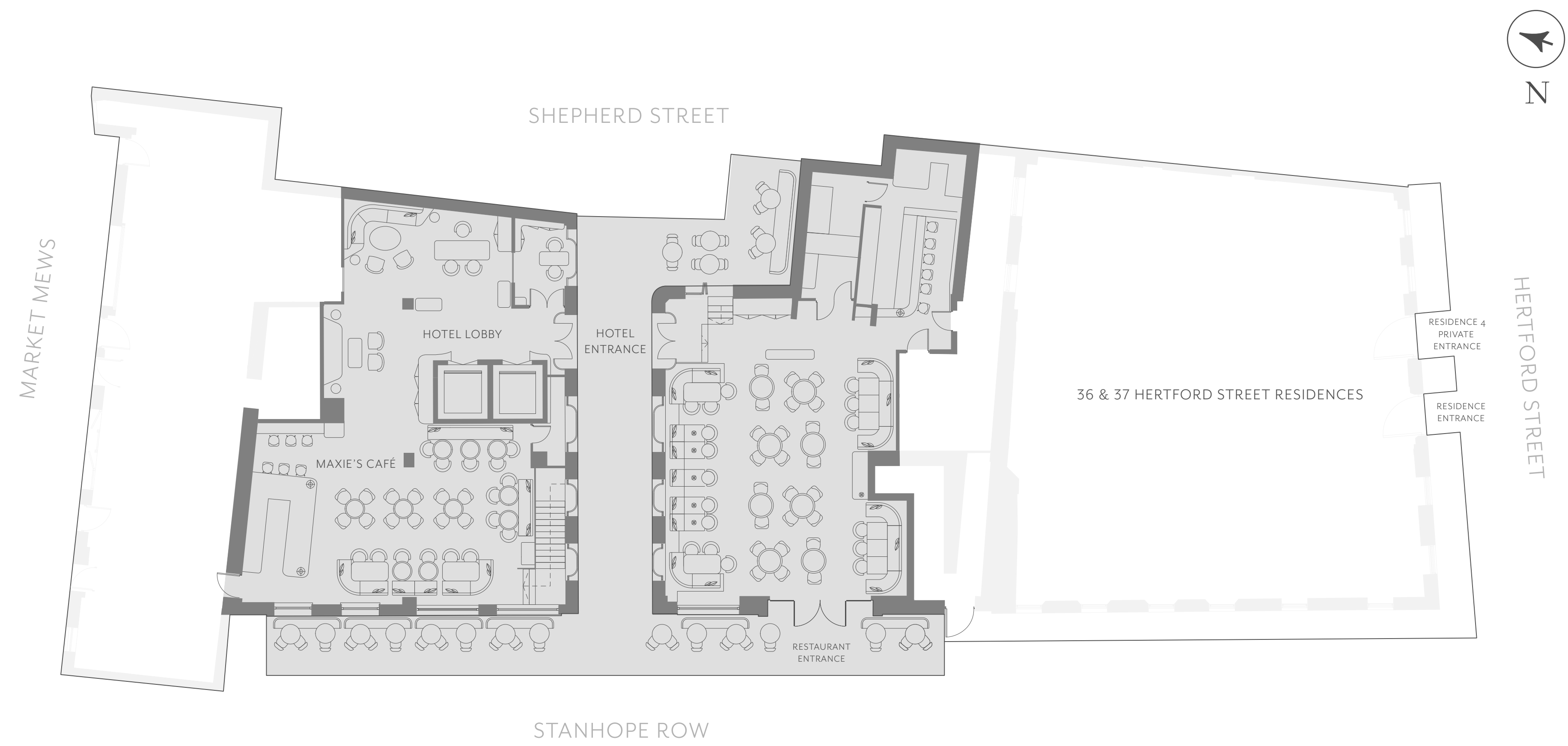
Personal requests and extraordinary experiences are effortlessly fulfilled by the hotel's dedicated specialist team. Access exclusive restaurants or gaze in wide-eyed wonder from front row seats of sold-out shows. Anything, anytime, anywhere.

Floorplans

CHAPTER 04

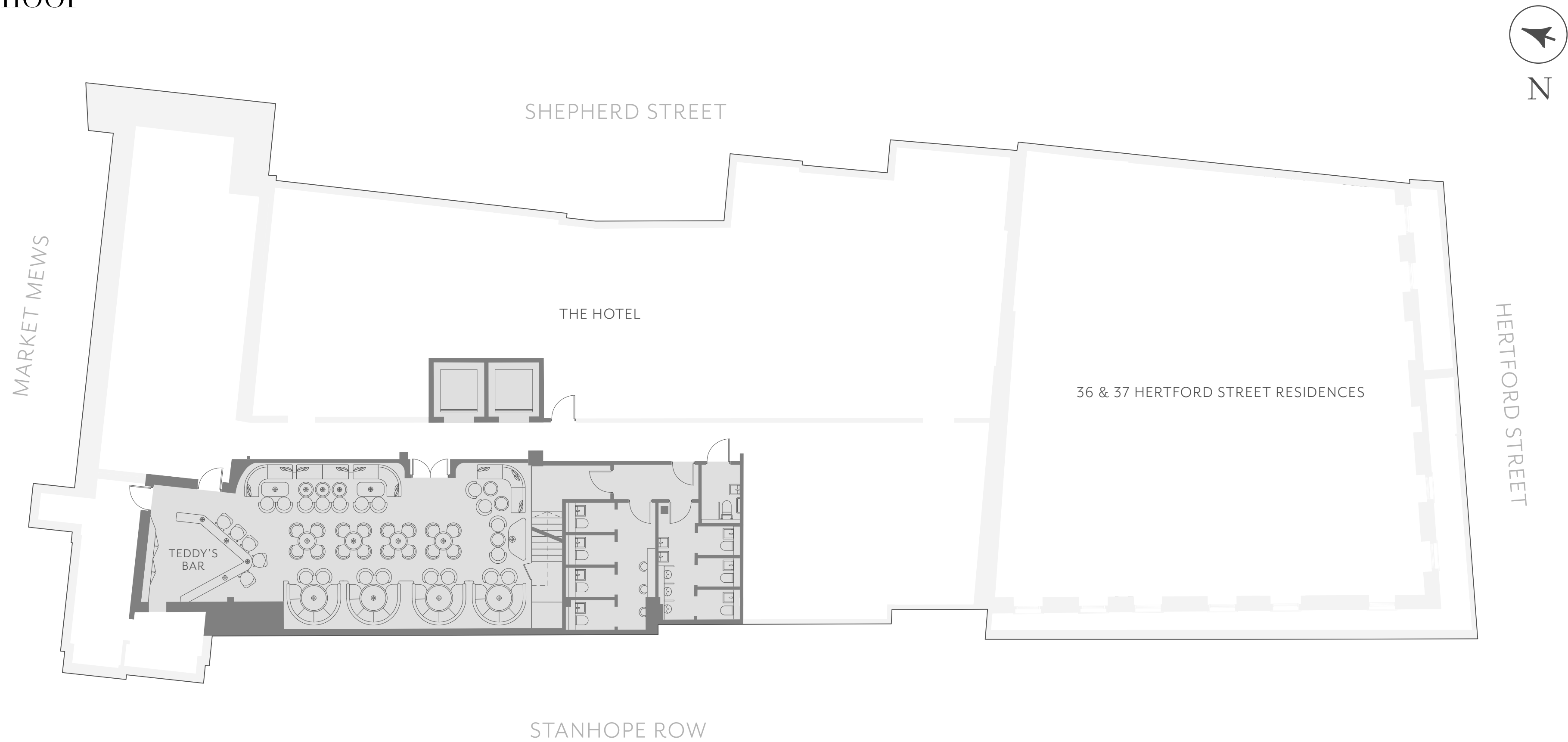
Full site map

Ground floor



Full site map

Lower ground floor



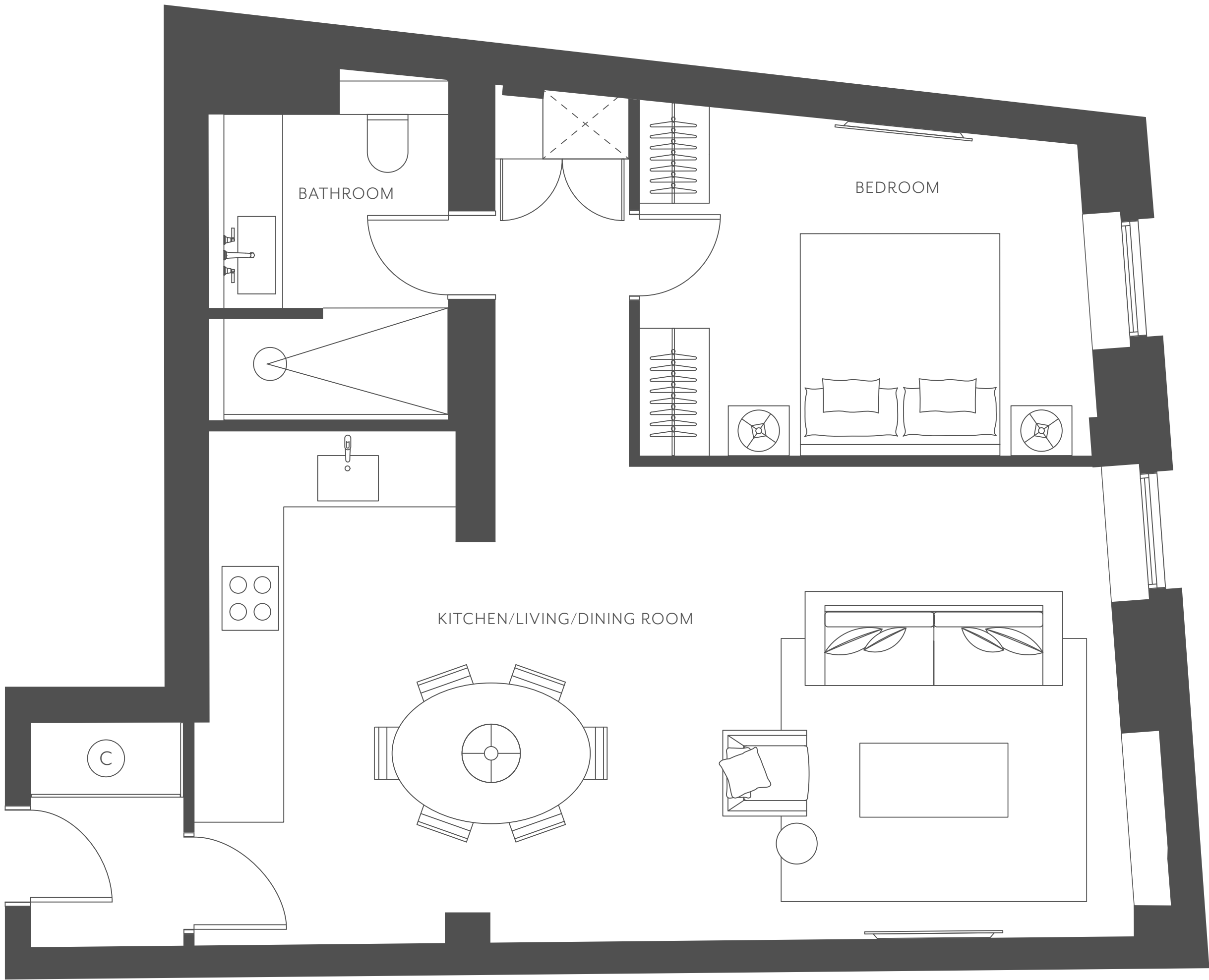


Residence 1–3

Three one-bedroom residences are nestled in a private haven on the lowest floor. Each one is accessed by the dramatic stairway or lift from the floor above.

Inside, clever lighting designs and soft colour palettes provide a bright, warm welcome.





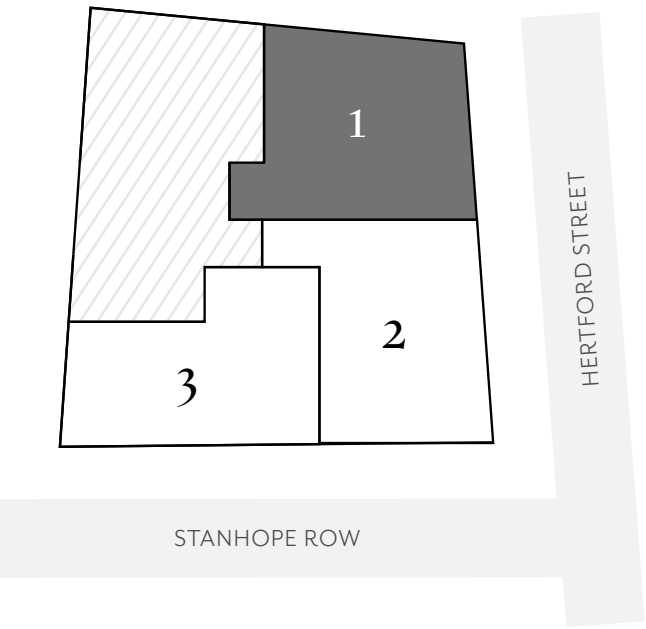
Residence 1

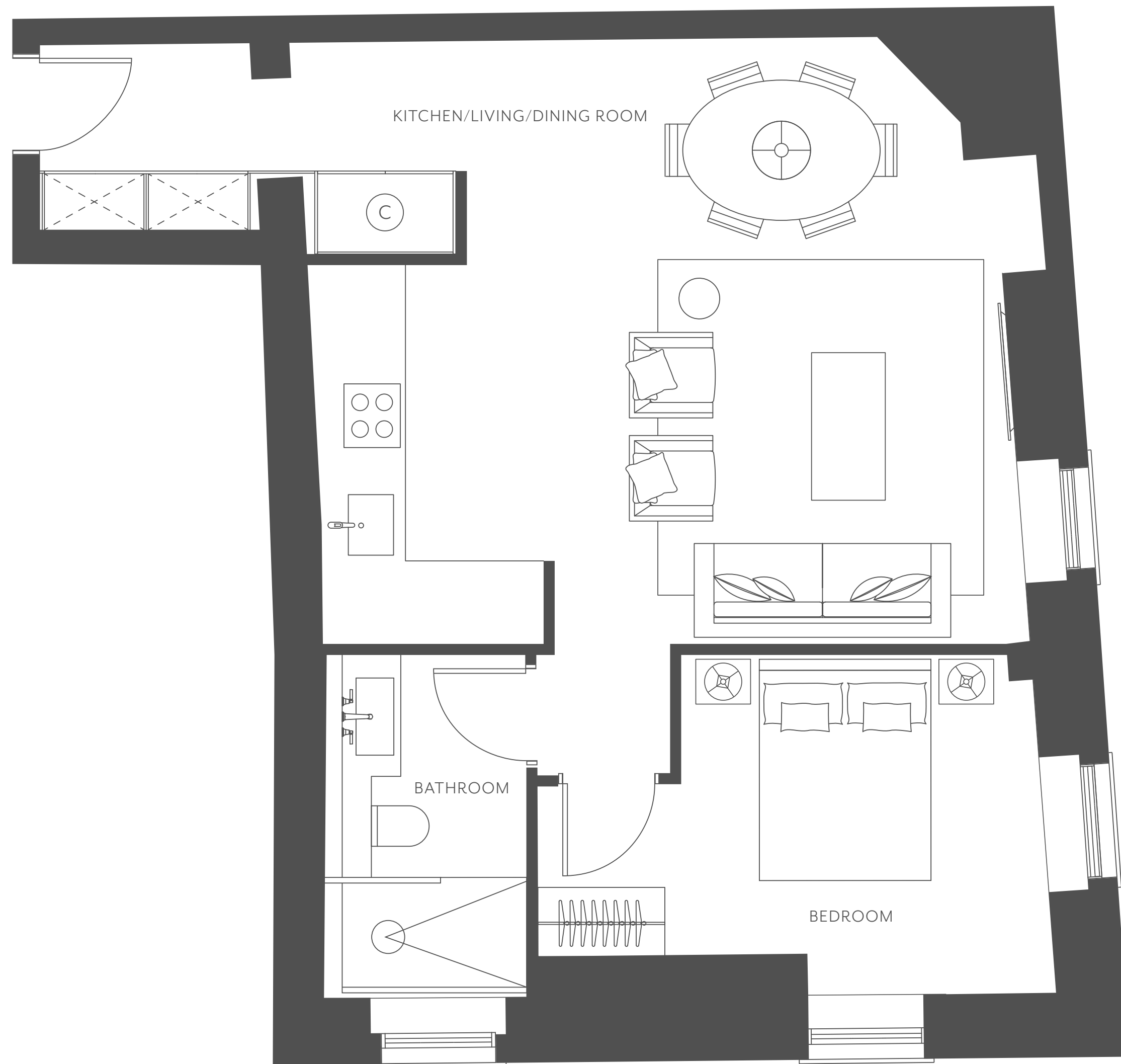
37 Hertford Street

ONE BEDROOM
LOWER GROUND FLOOR

TOTAL INTERNAL AREA	61 SQ.M	657 SQ.FT
KITCHEN/LIVING/DINING ROOM	8.0m × 4.6m	26'4" × 15'2"
BEDROOM	4.1m × 3.2m	13'4" × 10'5"
BATHROOM	2.3m × 3.1m	7'5" × 10'0"

KEY
 (C) CLOSET





Residence 2

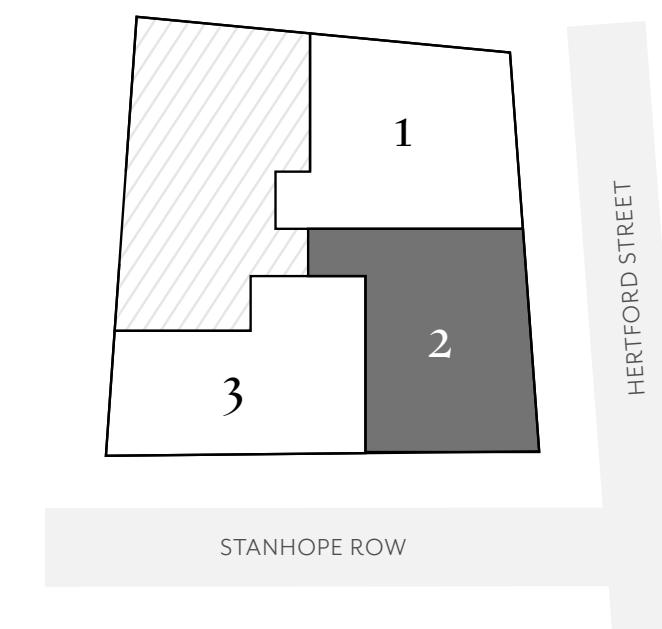
36 Hertford Street

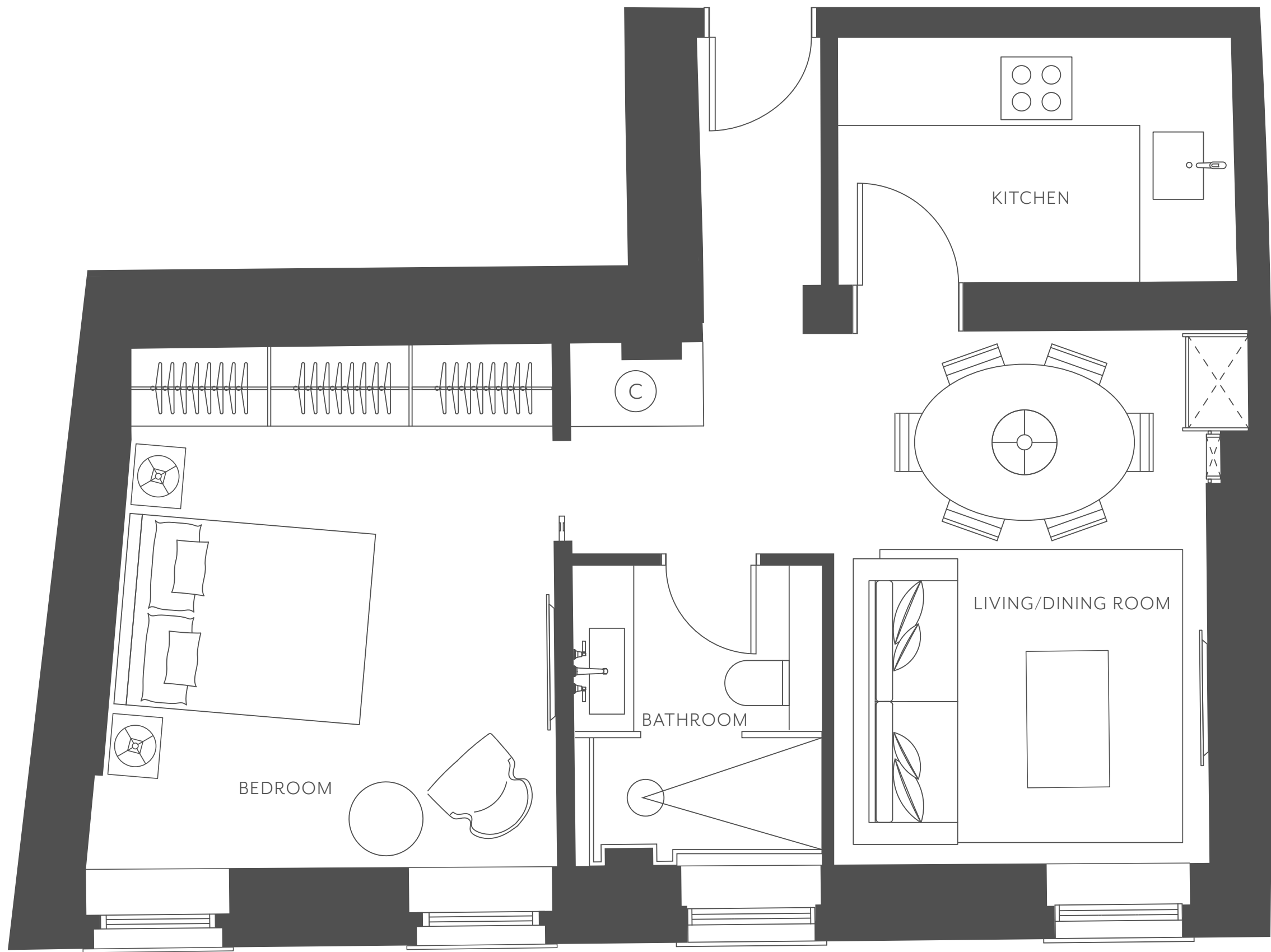
ONE BEDROOM
LOWER GROUND FLOOR

TOTAL INTERNAL AREA	55 SQ.M	592 SQ.FT
KITCHEN/LIVING/ DINING ROOM	6.4m × 5.4m	20'11" × 17'9"
BEDROOM	4.7m × 2.7m	15'3" × 8'9"
BATHROOM	1.8m × 3.1m	6'0" × 10'0"

KEY

Ⓒ CLOSET





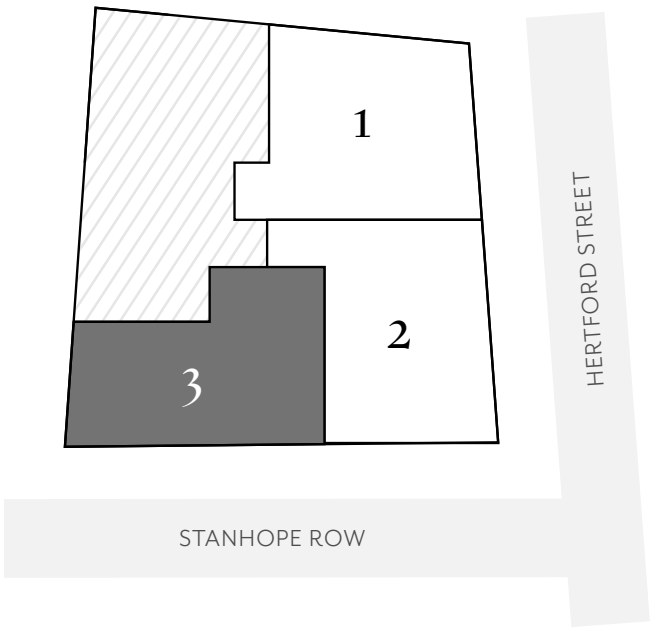
Residence 3

36 Hertford Street

ONE BEDROOM
LOWER GROUND FLOOR

TOTAL INTERNAL AREA	45 SQ.M	484 SQ.FT
KITCHEN	3.2m × 2.0m	10'7" × 6'6"
LIVING/DINING ROOM	3.0m × 4.3m	9'11" × 14'1"
BEDROOM	3.5m × 4.2m	11'6" × 13'10"
BATHROOM	2.0m × 2.3m	6'7" × 7'6"

KEY
C CLOSET





Residence 4–5

The grand arched doorway and entrance on Hertford Street leads into the marble lobby and these stunning two-bedroom residences. These are some of our largest apartments, each with an ensuite master bedroom and ample living space.

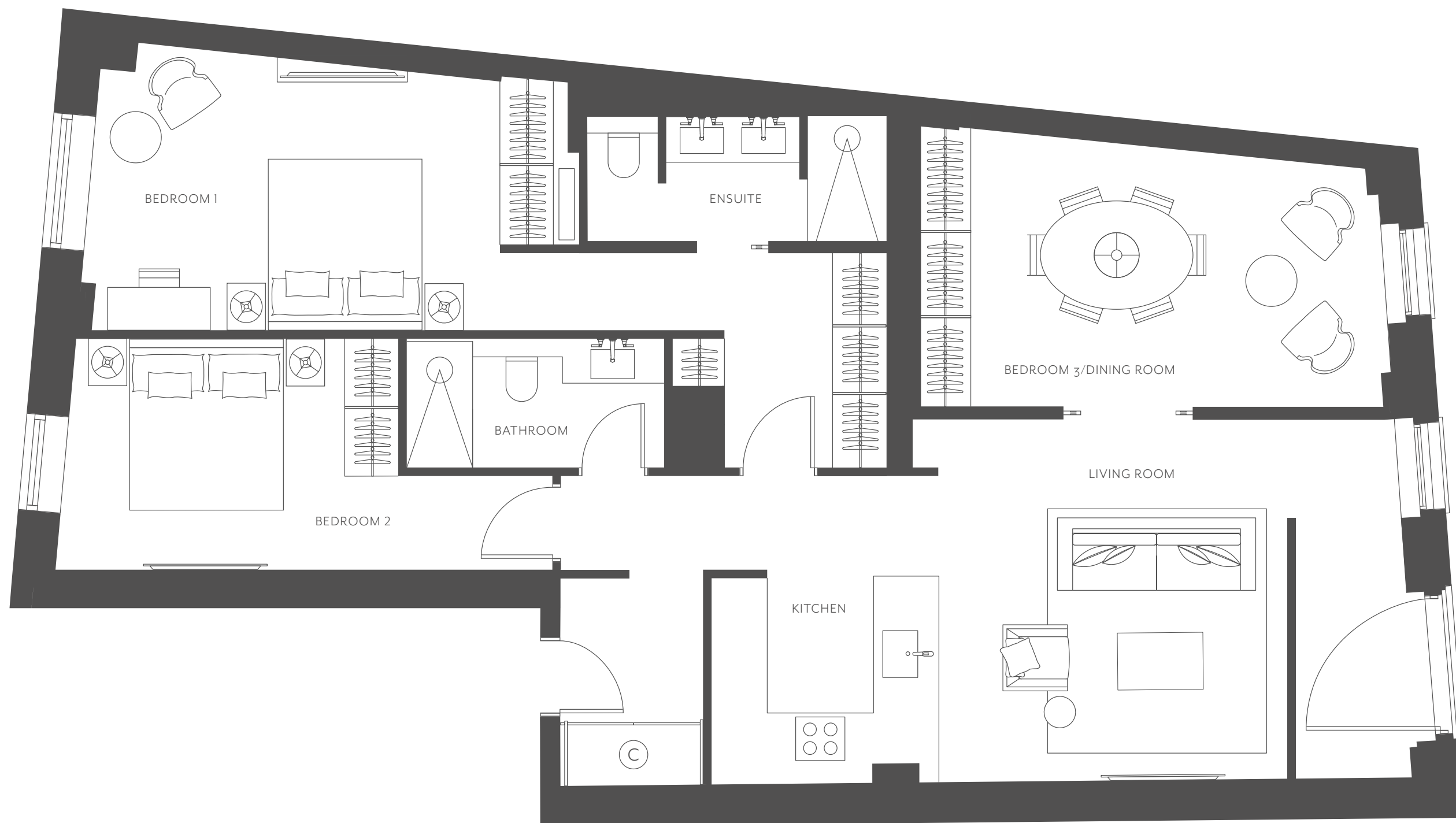




Residence 4

37 Hertford Street

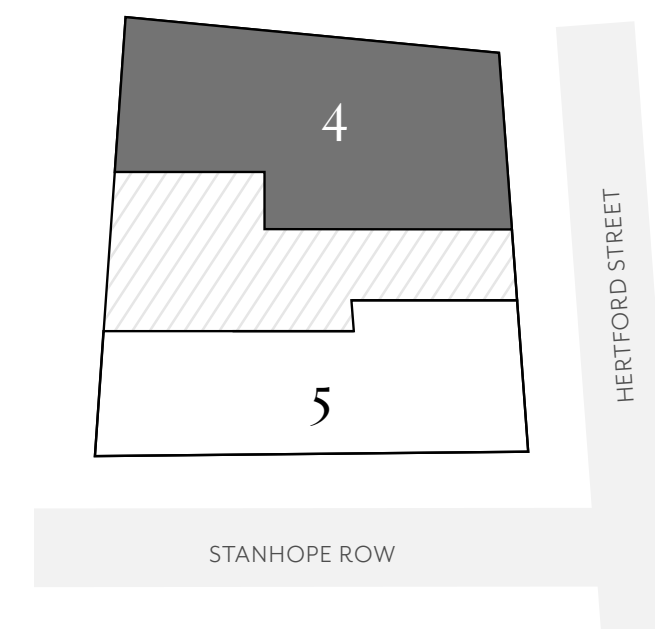
TWO BEDROOMS GROUND FLOOR



TOTAL INTERNAL AREA	100 SQ.M	1076 SQ.FT
KITCHEN	1.9m × 3.4m	6'2" × 11'0"
LIVING ROOM	5.5m × 4.2m	18'1" × 13'10"
BEDROOM 1	5.8m × 2.7m	19'0" × 8'9"
BEDROOM 2	8.7m × 3.2m	28'6" × 10'6"
BEDROOM 3/DINING ROOM	4.8m × 3.3m	15'9" × 10'7"
BATHROOM	3.0m × 1.5m	9'10" × 4'11"
ENSUITE	3.5m × 1.3m	11'5" × 4'2"

KEY

Ⓒ CLOSET

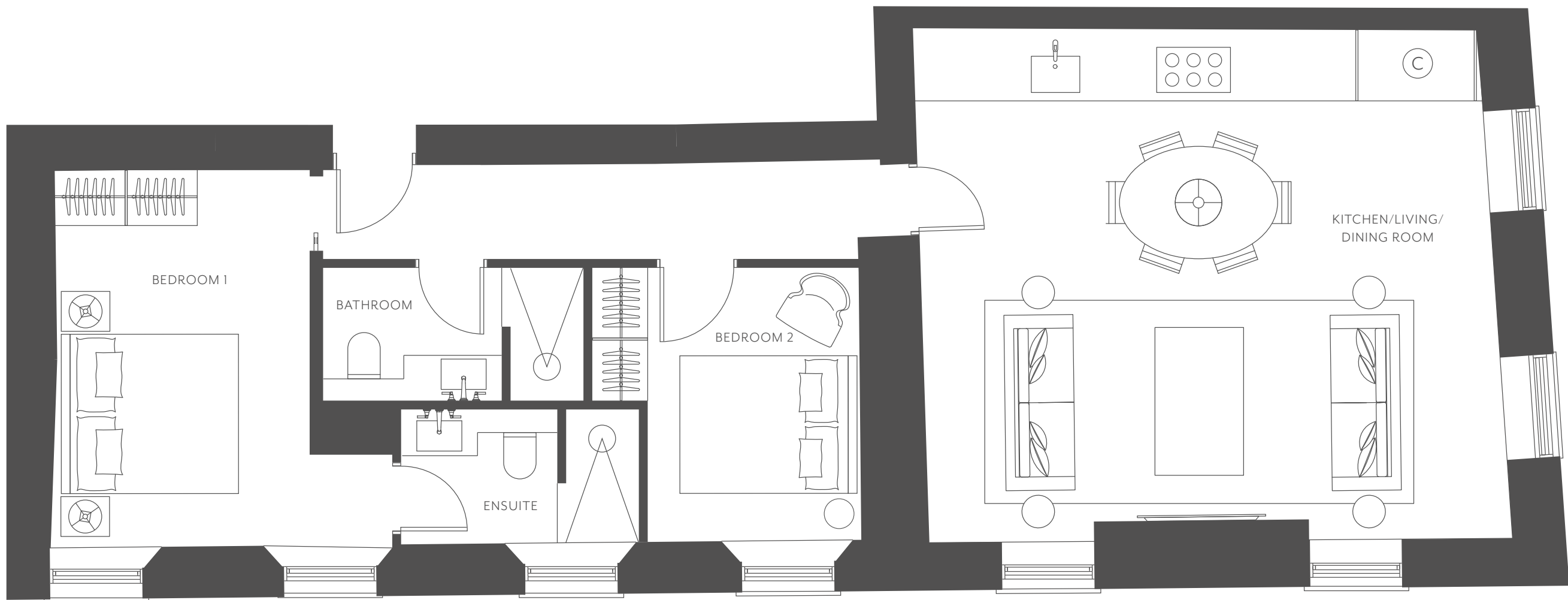




Residence 5

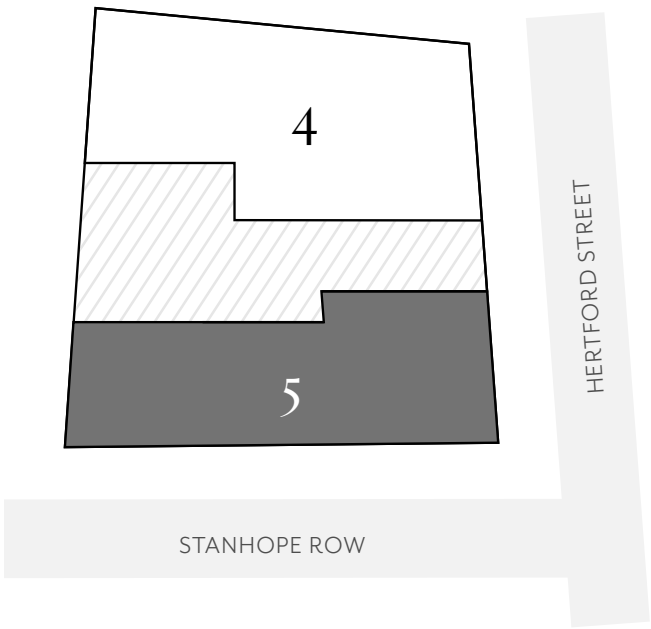
36 Hertford Street

TWO BEDROOMS
GROUND FLOOR



TOTAL INTERNAL AREA	73 SQ.M	786 SQ.FT
KITCHEN/LIVING/DINING ROOM	6.5m × 5.5m	21'1" × 18'2"
BEDROOM 1	3.9m × 4.2m	12'7" × 13'10"
BEDROOM 2	2.3m × 3.1m	7'6" × 10'0"
BATHROOM	2.9m × 1.5m	9'7" × 4'11"
ENSUITE	2.7m × 1.5m	8'9" × 4'10"

KEY
C CLOSET





Residence 6—7

Walk up the magnificent stairwell or take the lift to these spacious two-bedroom residences on the first floor. Filled with natural light, these vibrant living areas are designed for peaceful living, set apart from the bustling streets below.

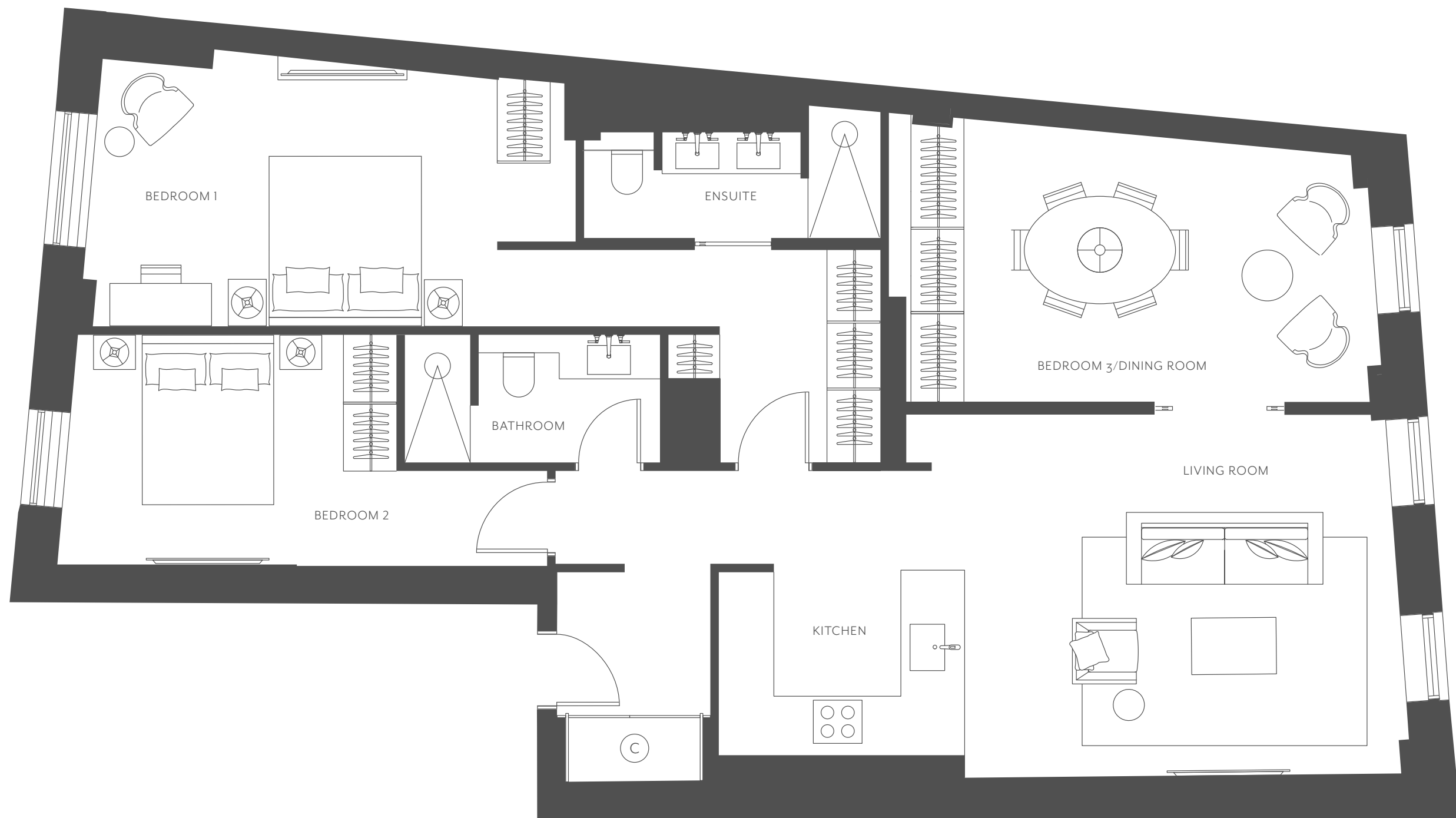




Residence 6

37 Hertford Street

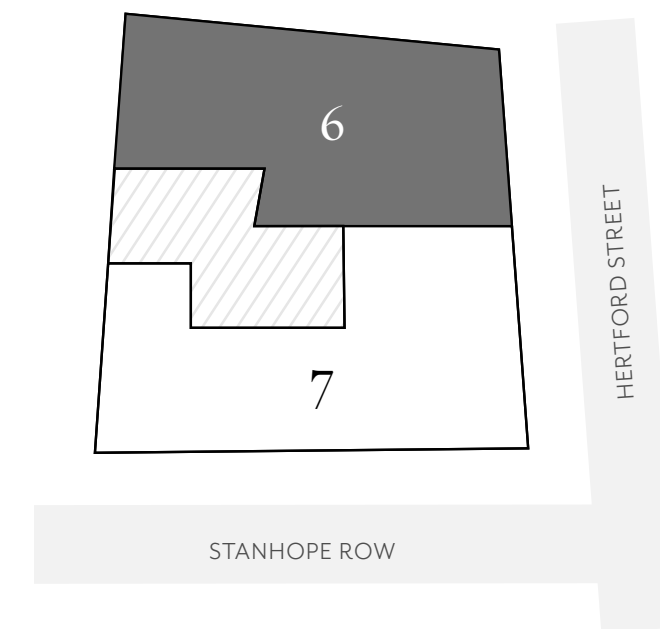
TWO BEDROOMS FIRST FLOOR

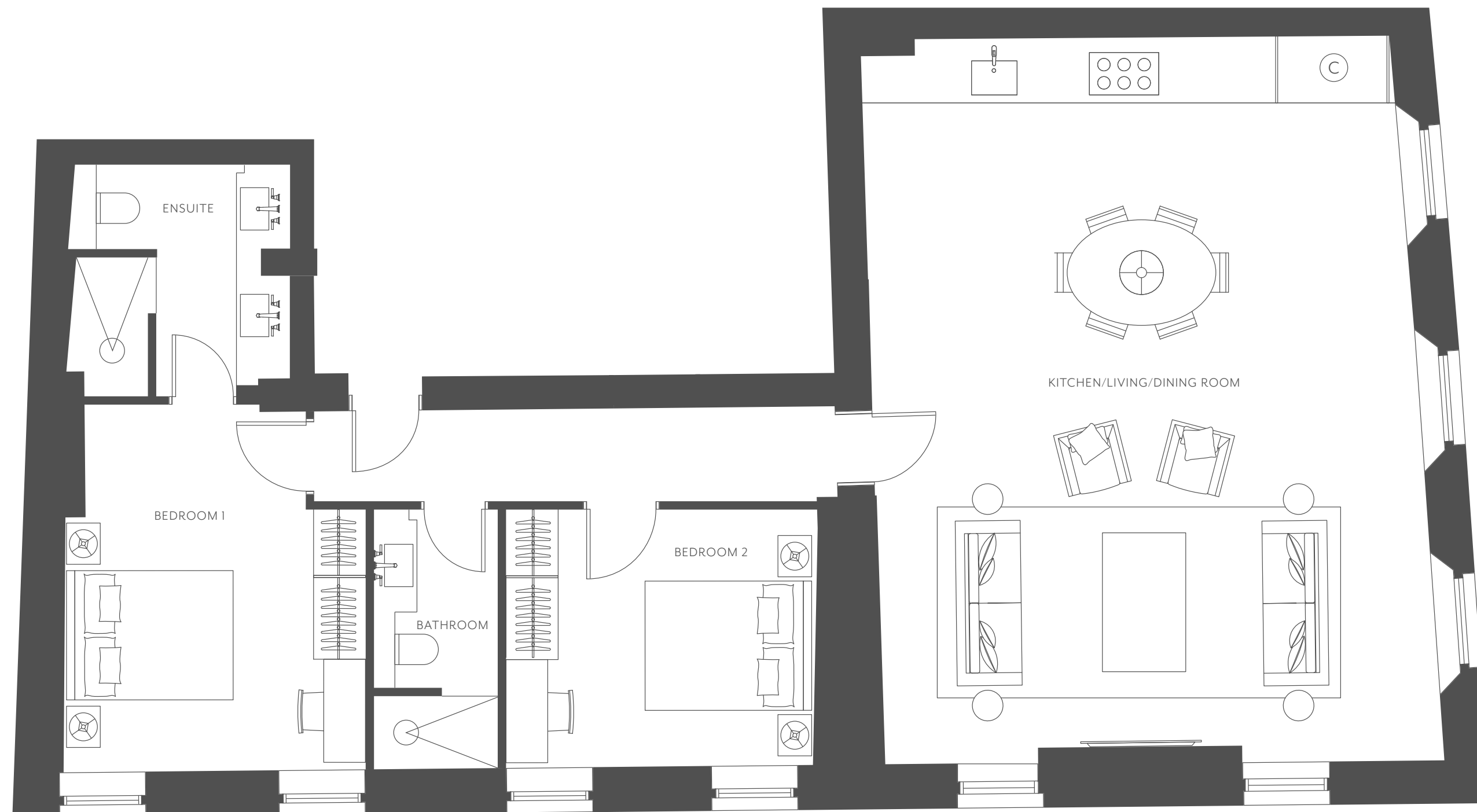


TOTAL INTERNAL AREA	100 SQ.M	1076 SQ.FT
KITCHEN	1.7m × 3.6m	5'8" × 11'10"
LIVING ROOM	5.5m × 4.2m	18'1" × 13'10"
BEDROOM 1	8.7m × 3.3m	28'5" × 10'8"
BEDROOM 2	5.8m × 2.7m	18'11" × 8'11"
BEDROOM 3 / DINING ROOM	4.8m × 3.3m	15'8" × 10'7"
BATHROOM	3.1m × 1.5m	10'0" × 4'11"
ENSUITE	3.5m × 1.6m	11'5" × 5'1"

KEY

Ⓒ CLOSET





Residence 7

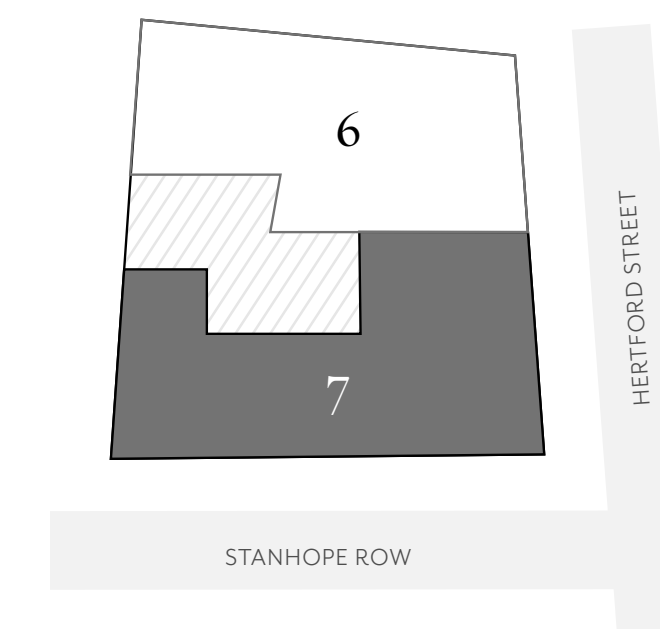
36 Hertford Street

TWO BEDROOMS
FIRST FLOOR

TOTAL INTERNAL AREA	102 SQ.M	1098 SQ.FT
KITCHEN/LIVING/DINING ROOM	6.6m × 8.5m	21'6" × 27'10"
BEDROOM 1	3.6m × 4.4m	11'0" × 14'6"
BEDROOM 2	3.1m × 3.1m	10'3" × 10'2"
BATHROOM	1.5m × 3.1m	4'10" × 10'2"
ENSUITE	2.6m × 2.8m	8'5" × 9'1"

KEY

Ⓒ CLOSET





Residence 8–10

This floor has a two-bedroom apartment and two one-bedroom residences. Each comes with an open-plan kitchen, a private sanctuary for socialising.





Residence 8

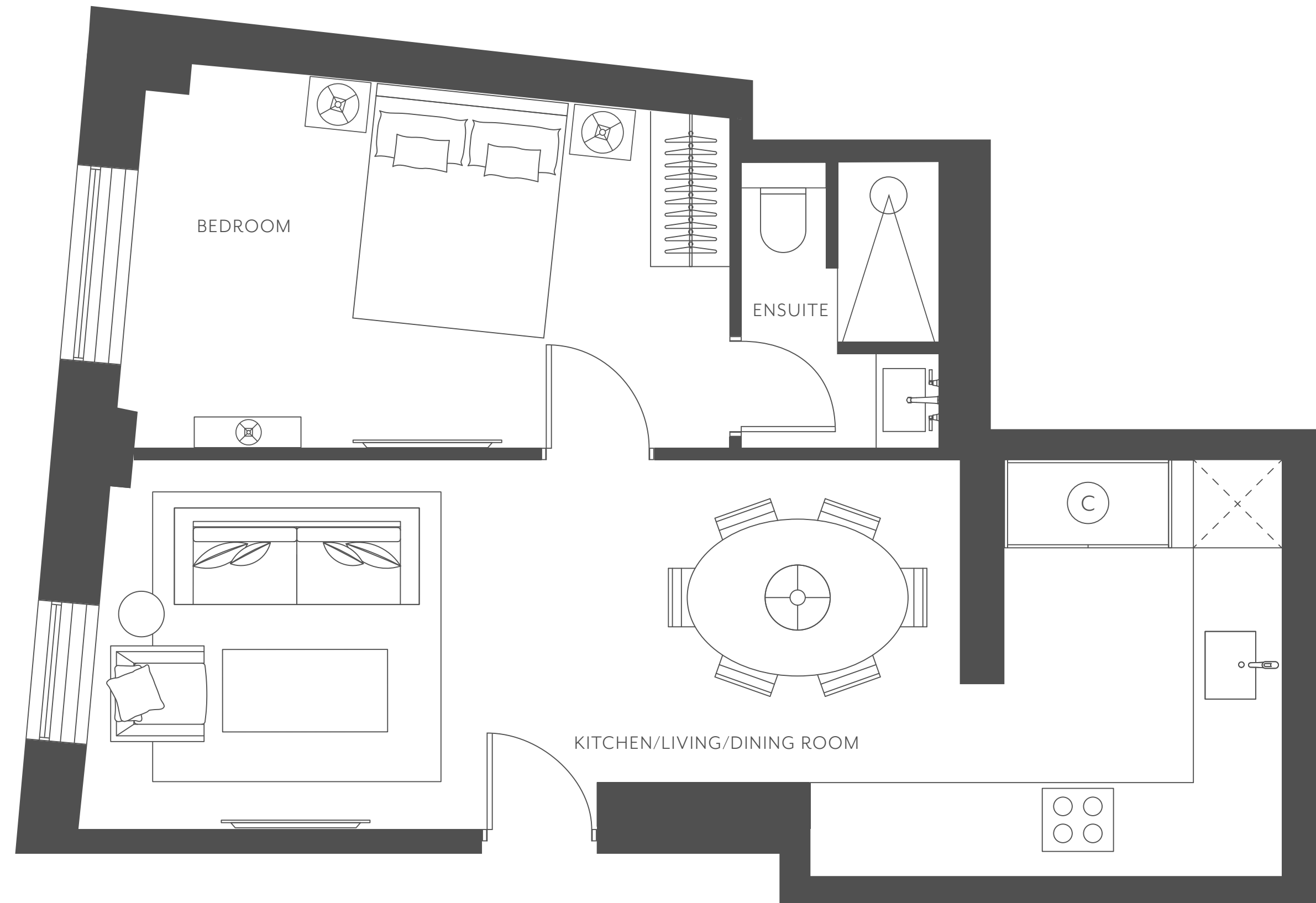
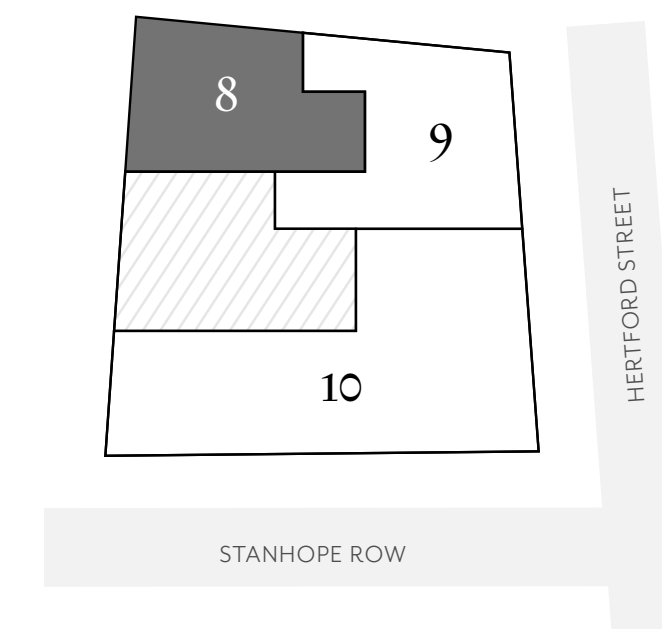
37 Hertford Street

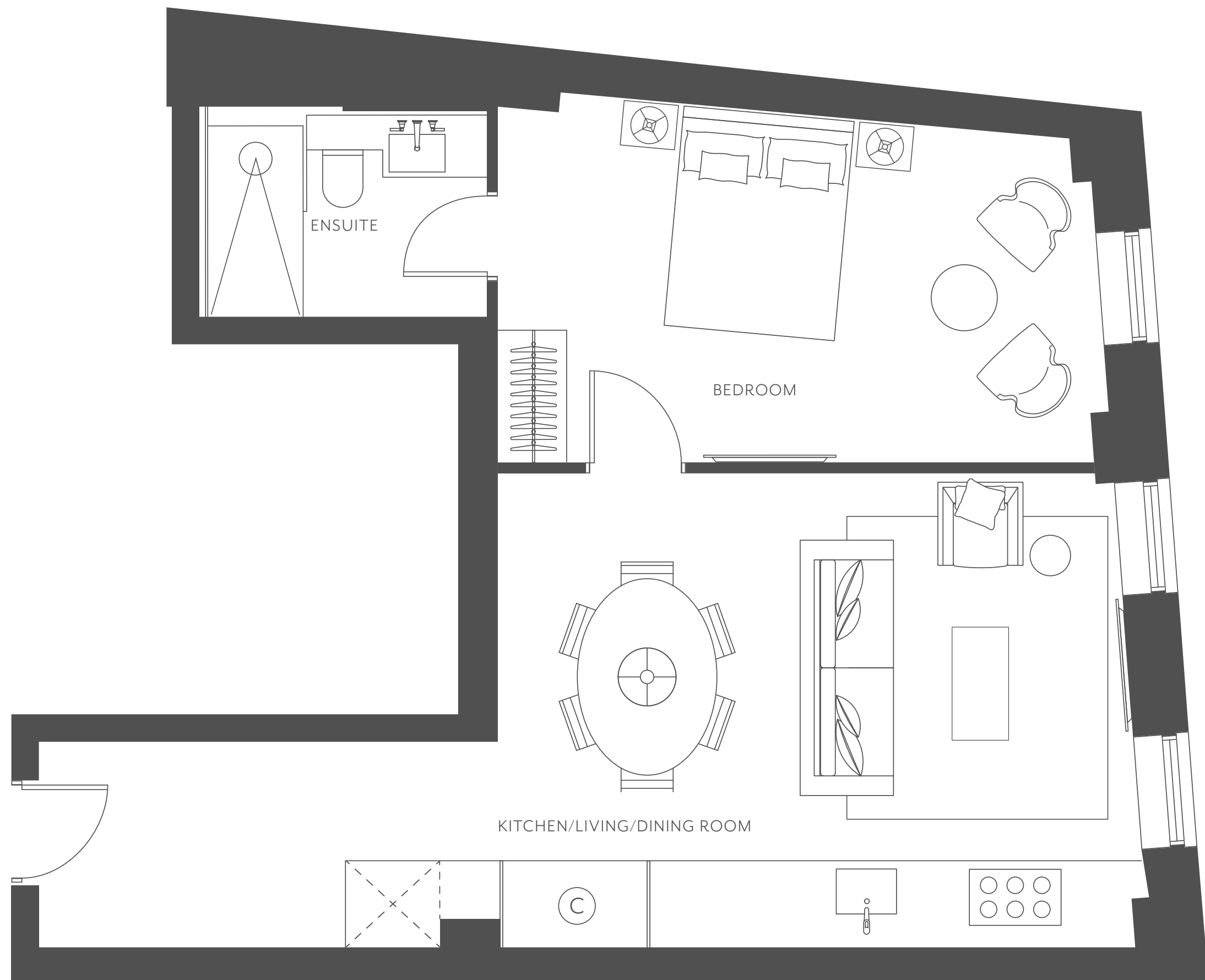
ONE BEDROOM
SECOND FLOOR

TOTAL INTERNAL AREA	48 SQ.M	517 SQ.FT
KITCHEN/LIVING/DINING ROOM	9.3m × 3.4m	30'5" × 11'0"
BEDROOM	4.8m × 3.0m	15'9" × 9'10"
BATHROOM	1.8m × 2.3m	5'8" × 7'6"

KEY

Ⓒ CLOSET





Residence 9

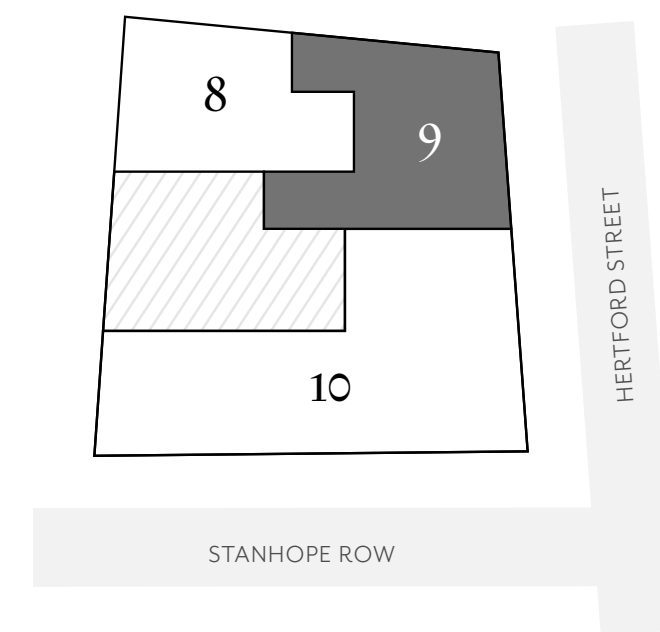
37 Hertford Street

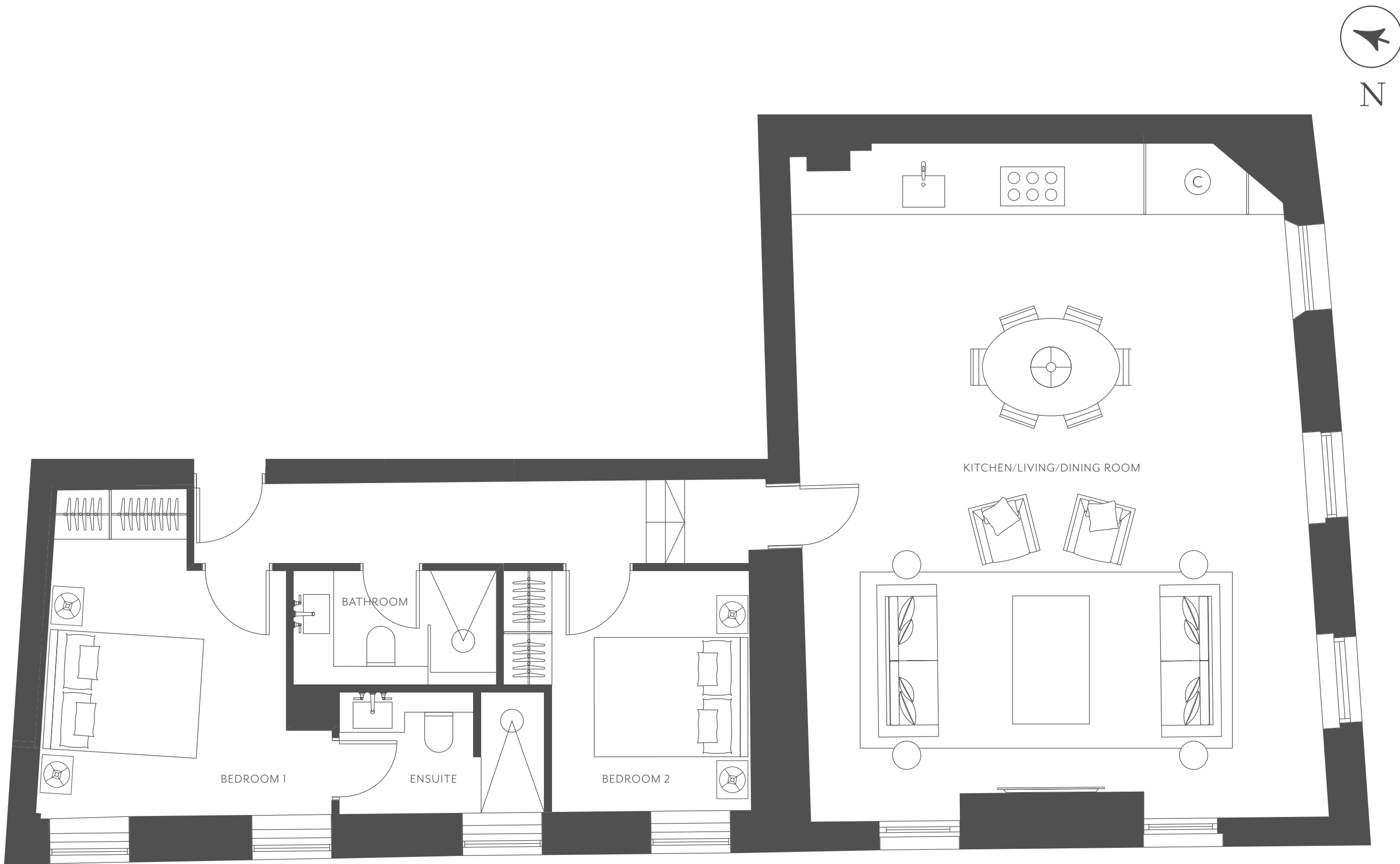
ONE BEDROOM
SECOND FLOOR

TOTAL INTERNAL AREA	56 SQ.M	603 SQ.FT
KITCHEN/LIVING/DINING ROOM	5.4m × 4.3m	17'9" × 14'0"
BEDROOM	5.5m × 3.0m	18'0" × 9'11"
ENSUITE	2.6m × 1.9m	8'6" × 6'0"

KEY

Ⓒ CLOSET





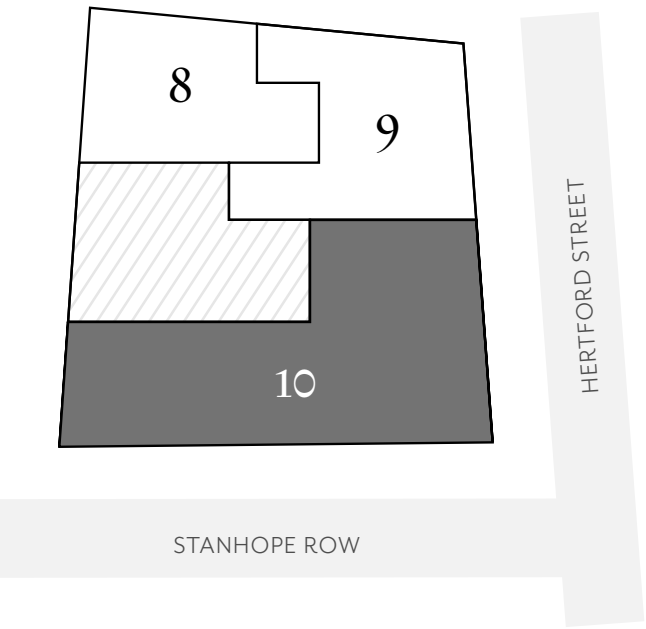
Residence 10

36 Hertford Street

TWO BEDROOMS
SECOND FLOOR

TOTAL INTERNAL AREA	94 SQ.M	1012 SQ.FT
KITCHEN/LIVING/DINING ROOM	6.6m × 8.5m	21' 6" × 27' 9"
BEDROOM 1	3.8m × 3.6m	12' 5" × 11' 10"
BEDROOM 2	3.2m × 3.1m	10' 5" × 10' 2"
BATHROOM	2.6m × 1.5m	8' 7" × 4' 10"
ENSUITE	2.7m × 1.6m	8' 8" × 5' 1"

KEY
C CLOSET





Residence 11–13

Withdraw into the three one-bedroom ensuite residences on this floor. Accessible by the lift and stairwell, each home marries calming palettes with opulent details.





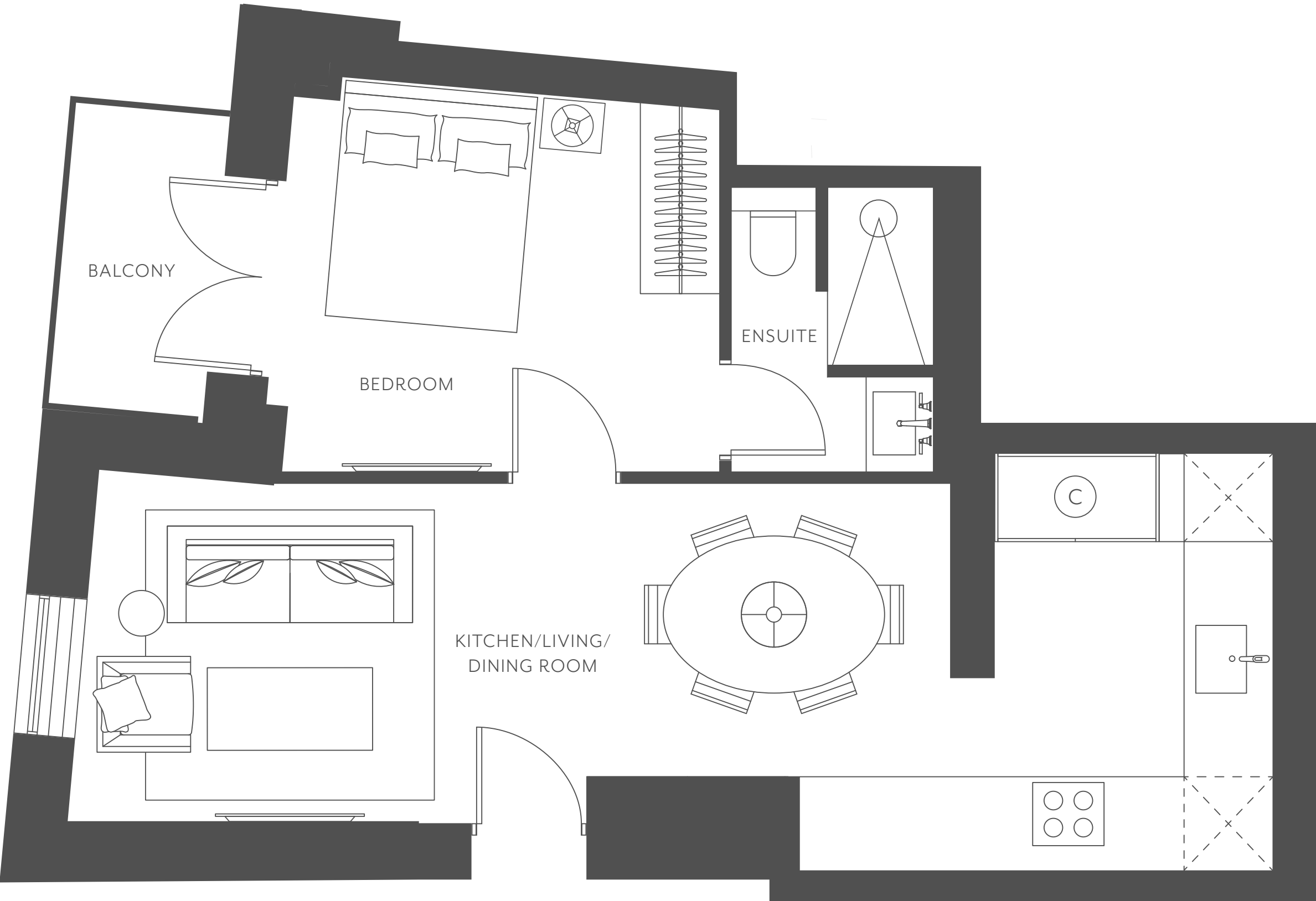
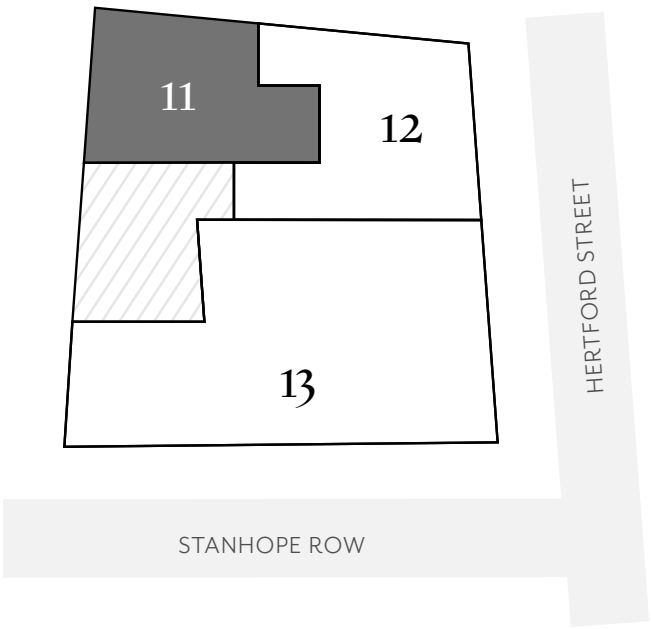
Residence 11

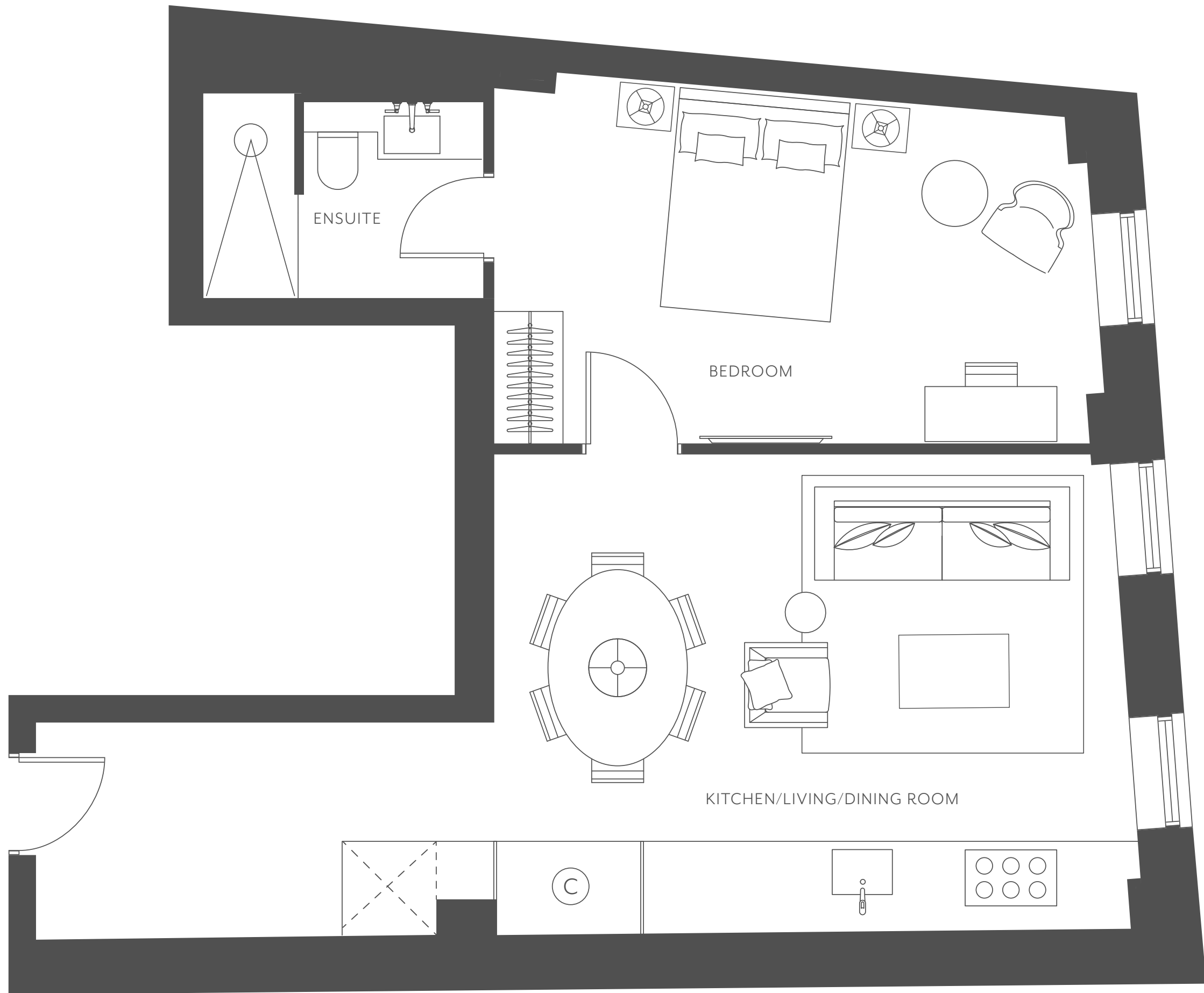
37 Hertford Street

ONE BEDROOM
THIRD FLOOR

TOTAL INTERNAL AREA	43 SQ.M	463 SQ.FT
TOTAL EXTERNAL AREA	3 SQ.M	36 SQ.FT
KITCHEN/LIVING/DINING ROOM	9.8m × 3.4m	32'1" × 11'0"
BEDROOM	3.5m × 2.9m	11'6" × 9'6"
ENSUITE	1.8m × 2.5m	5'9" × 8'3"
BALCONY	2.5m × 1.3m	8'3" × 4'3"

KEY
C CLOSET





Residence 12

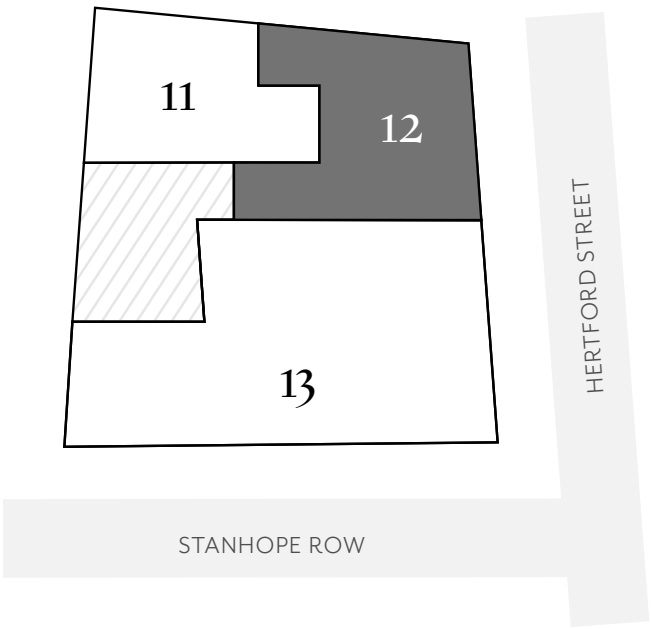
37 Hertford Street

ONE BEDROOM
THIRD FLOOR

TOTAL INTERNAL AREA	56 SQ.M	603 SQ.FT
KITCHEN/LIVING/DINING ROOM	5.4m × 4.4m	17'9" × 14'4"
BEDROOM	5.4m × 3.2m	17'8" × 10'7"
ENSUITE	2.6m × 1.9m	8'6" × 6'1"

KEY

Ⓒ CLOSET

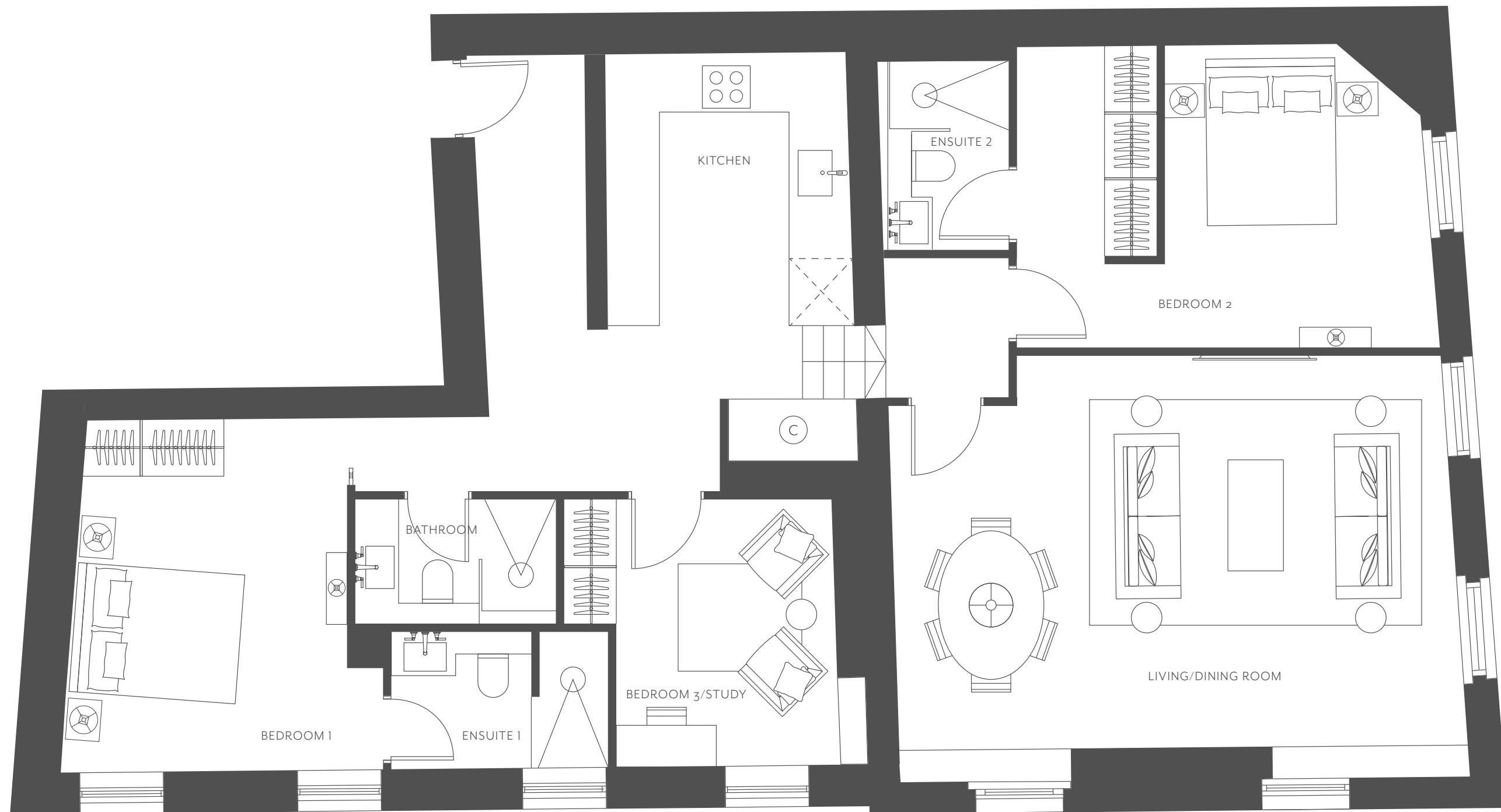




Residence 13

36 Hertford Street

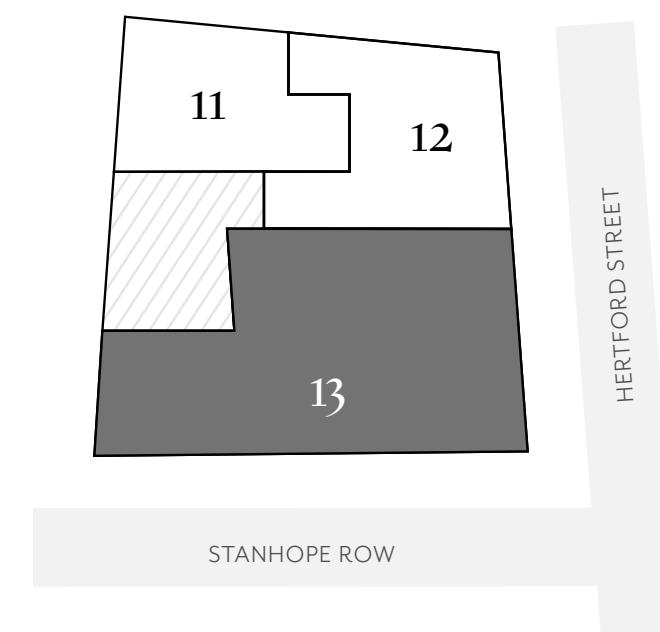
THREE BEDROOMS
THIRD FLOOR



TOTAL INTERNAL AREA	108 SQ.M	1163 SQ.FT
KITCHEN	2.9m × 3.3m	9'4" × 10'11"
LIVING / DINING ROOM	6.8m × 4.7m	22'4" × 15'5"
BEDROOM 1	3.5m × 4.2m	11'6" × 13'10"
BEDROOM 2	2.6m × 3.2m	8'5" × 10'6"
BEDROOM 3/STUDY	2.1m × 3.6m	6'9" × 11'10"
BATHROOM	2.4m × 2.5m	7'10" × 8'2"
ENSUITE 1	2.6m × 1.6m	8'6" × 5'4"
ENSUITE 2	1.5m × 2.4m	4'10" × 7'11"

KEY

Ⓒ CLOSET

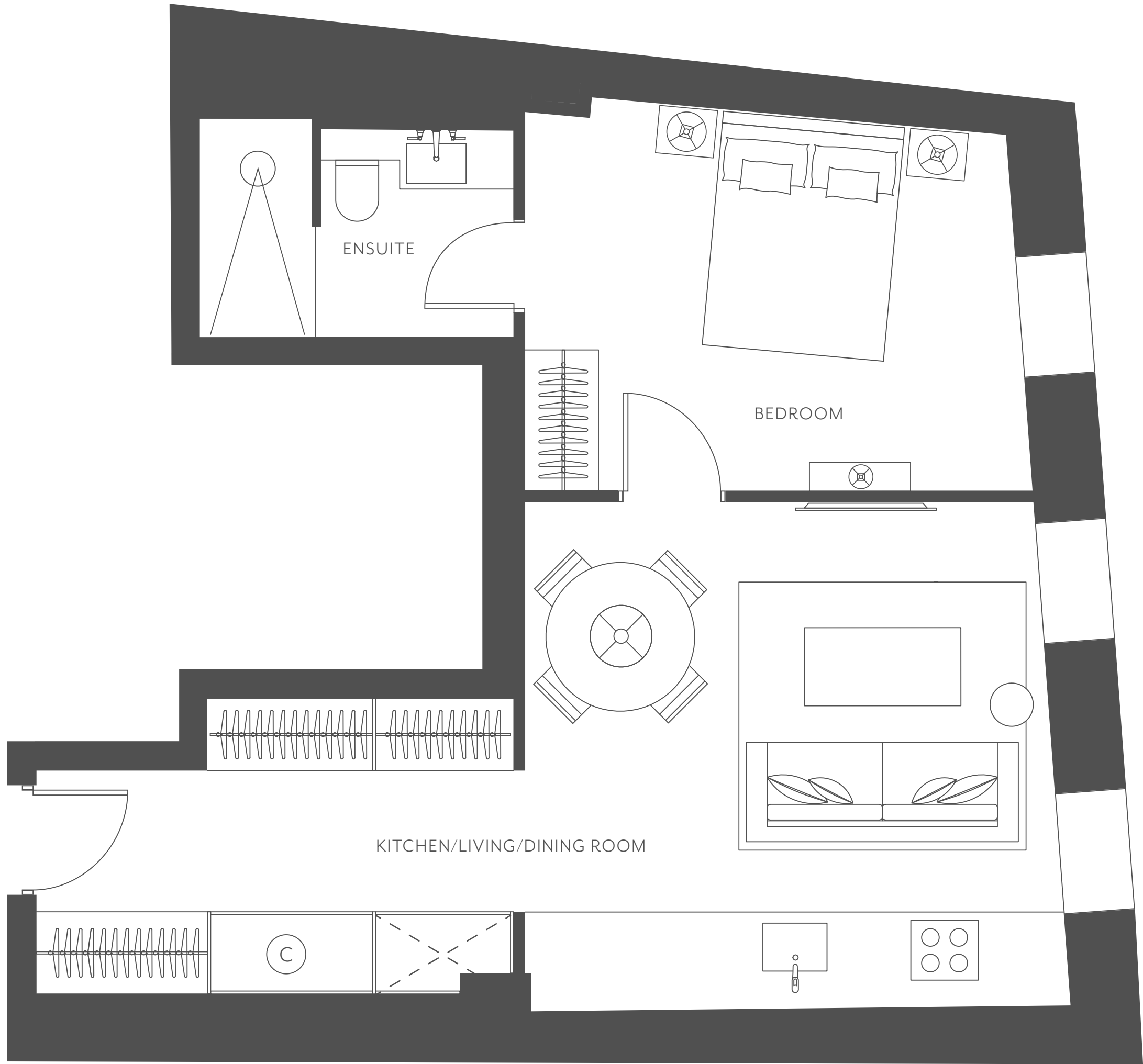




Residence 14–16

The fourth floor is home to three one-bedroom residences. Open-plan living accentuates the bright and breezy designs, while touches of marble and stone add elegant flair.





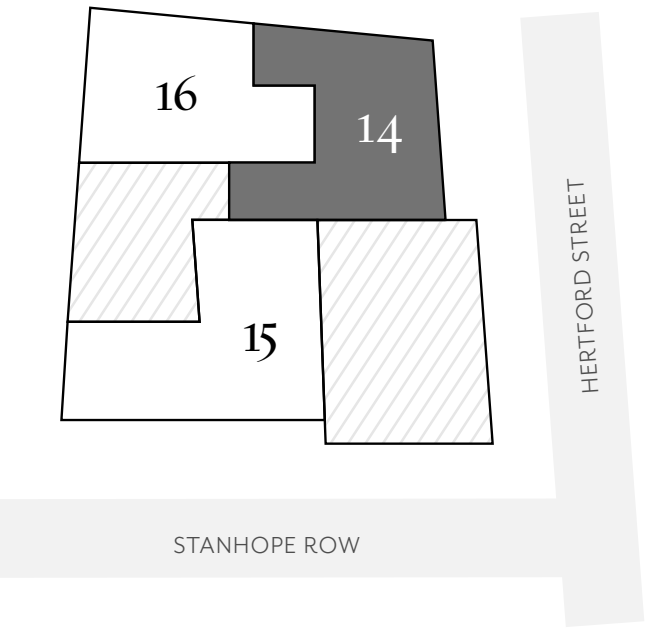
Residence 14

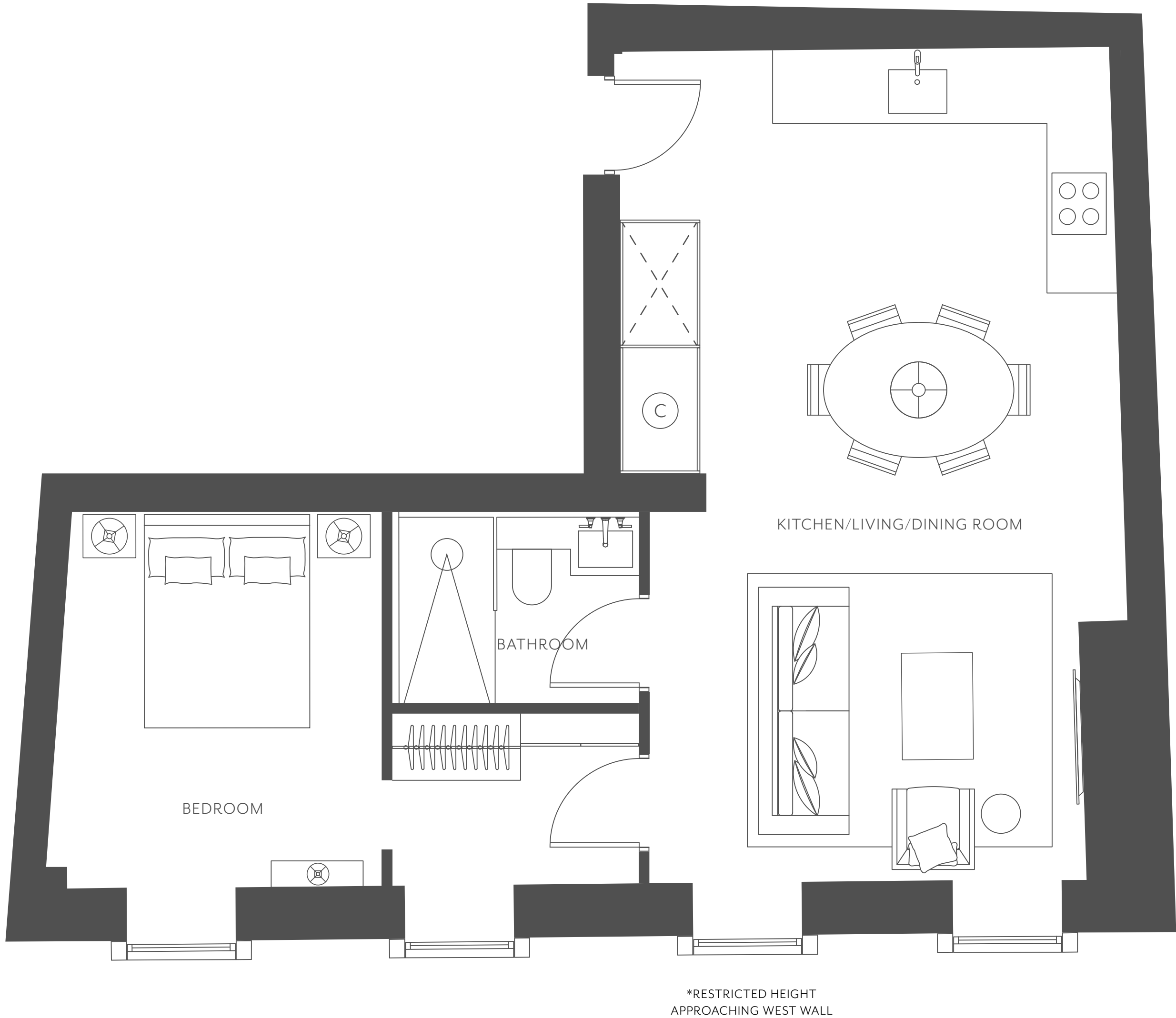
37 Hertford Street

ONE BEDROOM
FOURTH FLOOR

TOTAL INTERNAL AREA	47 SQ.M	505 SQ.FT
KITCHEN/LIVING/DINING ROOM	4.3m × 4.3m	14'2" × 14'2"
BEDROOM	4.3m × 3.2m	14'2" × 10'7"
BATHROOM	2.7m × 1.9m	8'9" × 6'2"

KEY
 (C) CLOSET





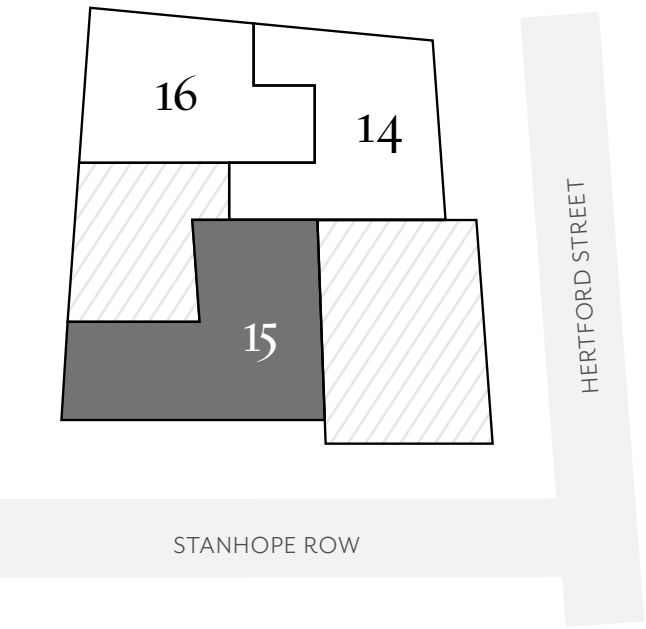
Residence 15

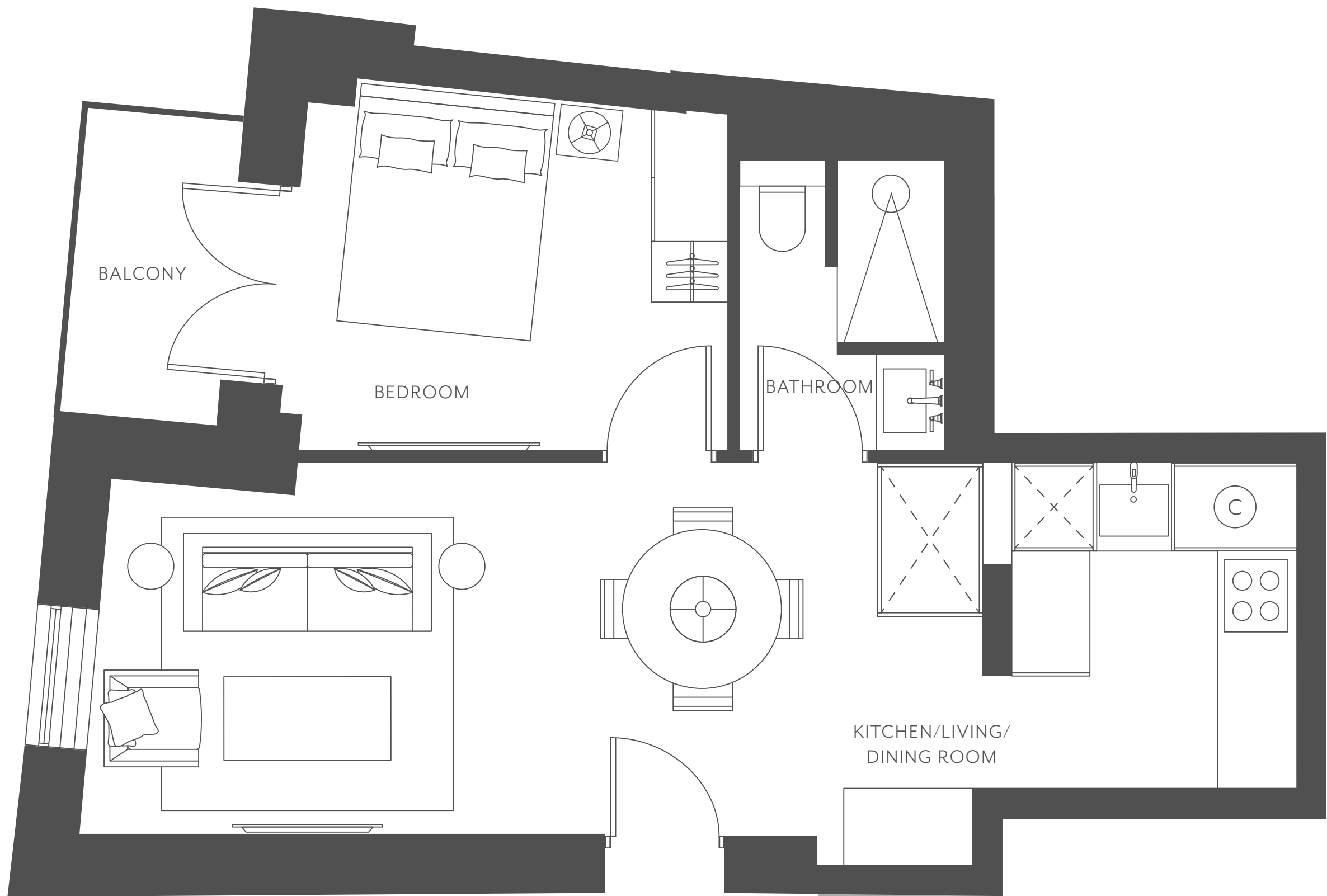
36 Hertford Street

ONE BEDROOM
FOURTH FLOOR

TOTAL INTERNAL AREA	55 SQ.M	591 SQ.FT
KITCHEN/LIVING/DINING ROOM	4.5m × 7.8m	14'7" × 25'6"
BEDROOM	3.2m × 3.3m	10'4" × 10'9"
BATHROOM	2.3m × 1.8m	7'6" × 5'10"

KEY
 (C) CLOSET



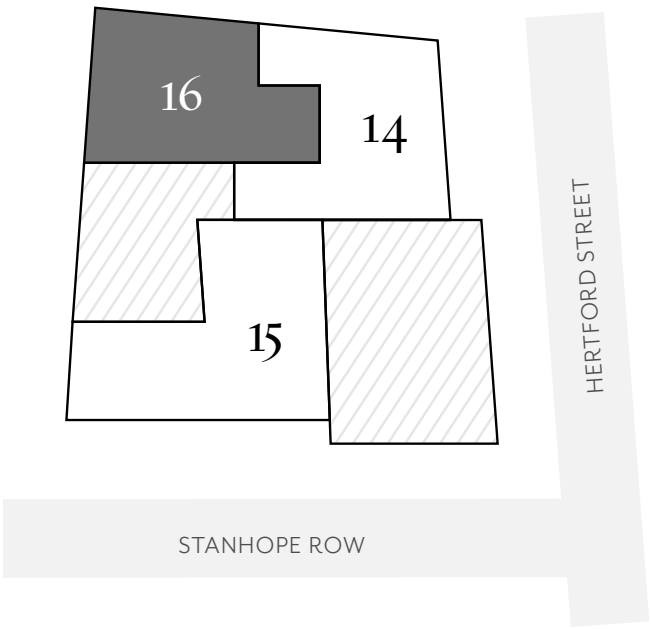


Residence 16

37 Hertford Street

ONE BEDROOM
FOURTH FLOOR

TOTAL INTERNAL AREA	41 SQ.M	441 SQ.FT
TOTAL EXTERNAL AREA	3 SQ.M	36 SQ.FT
KITCHEN/LIVING/DINING ROOM	9.7m × 3.2m	31'9" × 10'5"
BEDROOM	3.4m × 2.7m	11'2" × 8'9"
BATHROOM	1.8m × 2.3m	5'10" × 7'6"
BALCONY	2.5m × 1.3m	8'3" × 4'3"





Finer details

CHAPTER 05

Specifications



KITCHEN

- Contemporary kitchen with marble stone worktop and backsplash
- Under-mounted stainless-steel sink with bronze mixer tap
- Integrated under-cabinet lighting
- Concealed cooker hood
- De’Longhi (or similar) modern induction range style cooker
- Miele (or similar) integrated full-height fridge freezer
- Miele (or similar) integrated dishwasher
- Miele (or similar) integrated microwave

MASTER BATHROOM

- Stone-lined shower
- Dual-flush wall-mounted WC with concealed cistern
- Bespoke fitted vanity unit with stone countertop and integrated drawer
- Natural stone floor and areas of stone walls
- Underfloor heating
- Heated towel rail
- Bathroom fittings in polished nickel finish
- Bespoke mirrored cabinet with integrated de-mist feature, shaver point and concealed lighting

SECONDARY BATHROOM (WHERE APPLICABLE)

- Stone-lined shower
- Dual-flush wall-mounted WC with concealed cistern
- Bespoke fitted vanity unit with stone countertop with integrated drawer
- Natural stone floor and areas of stone walls
- Underfloor heating
- Heated towel rail
- Bathroom fittings in polished nickel finish
- Bespoke mirrored cabinet with integrated de-mist feature, shaver point and concealed lighting

POWDER ROOM (WHERE APPLICABLE)

- Dual-flush wall-mounted WC with concealed cistern
- Bespoke fitted vanity unit with stone countertop with integrated drawer
- Natural stone floor and areas of stone walls
- Underfloor heating
- Bathroom fittings in polished nickel finish
- Bespoke mirrored cabinet with integrated de-mist feature, shaver point and concealed lighting

APARTMENT INTERIOR FINISHES

- Engineered timber floors to entrance hall, living room and dining rooms, and guestrooms
- Painted doors for service cupboards, wardrobes and entrance doors
- Wardrobe with internal timber veneer finish
- Paint finish to walls
- Cornice detail to ceilings (where applicable)

HEATING AND COOLING

- Underfloor heating in living areas and bedrooms
- Whole house integrated ventilation/heat recovery system

UTILITY

- Siemens washer/dryer (or similar)
- Matt lacquer on cabinetry
- Electrical
- Recessed led downlighters throughout

AV, TELEPHONE AND DATA SYSTEMS

- Wiring for multiple satellites and terrestrial television from central receiver
- TV outlets in living area and bedrooms

SECURITY

- Access to building via electronic video entry system
- CCTV coverage in main estate entrances
- High-security multi-point locking entrance door
- Secure post boxes in main entrance lobby

ENTRANCE LOBBY AND COMMON AREAS

- Bespoke designed reception areas
- Lift lobbies with natural stone floor

- Ice Factory, Docklands
- Apparatus, Mayfair
- Apparatus, Mayfair
- YY, Belgravia



About BGY

Buckley Gray Yeoman are a global architecture and interior design practice based in London, Bristol and Madrid. We were awarded AJ100 Practice of the Year 2023 – an accolade awarded by peers to acknowledge strength in design and diversity of projects, sectors, and practice.

Ranked no. 25 in the AJ's top 100 practices and recognised as being among the top 100 architectural practices in the world, we pride ourselves on delivering projects on time and within budget, regardless of the size or complexity of the challenge. We create architecture & interior design that balances depth and delight.

Collaborating on buildings & interiors in this way demands a very special kind of studio culture. Ours promotes trust, cultivates talent and celebrates independent thought because, like all Shoreditch originals, we enjoy sitting just on the right side of unconventional.

About Albion Nord

Albion Nord is a London based interior design studio.

Established by an experienced team of interior design and project management specialists, the studio delivers sophisticated projects with an inherent sense of place. With a mutual respect for context and tradition, the Studio creates environments that enrich lifestyles through the use of craftsmanship, palette, materials and texture. Albion Nord works closely with its clients, guiding them through their project with structure and confidence.

The Studio's strong relationships with contractors, suppliers and artisans ensures only the highest quality of workmanship is delivered. A passion for art and antiques combined with a studied understanding of design allows the team to bring together the old and the new and create carefully balanced, unique and timeless spaces.



- Regent's Crescent
- Lancer Square
- 8 Eaton Lane



About CIT

CIT is a private equity real estate company specialising in super prime central London residential developments. Over the last decade, CIT have successfully delivered numerous high-profile schemes, including: Regent's Crescent, London's only Grade II-listed residential development; 8 Eaton Lane, Grade I I-listed building overlooking Grosvenor Gardens in Belgravia; Lancer Square in Kensington, to name a few.

A DEVELOPMENT BY

C I T

SELLING AGENTS:



**Knight
Frank**



**BEAUCHAMP
ESTATES**



ALBIONORD

ARCHITECT/INTERIOR DESIGN:

hertfordstresidences.com



hertfordstresidences.com

THE SELLER AND ITS APPOINTED AGENTS, AND THE DEVELOPMENT MANAGER, CIT, GIVE NOTICE THAT THESE PARTICULARS ARE PREPARED FOR THE GUIDANCE ONLY OF PROSPECTIVE BUYERS. THEY ARE INTENDED TO GIVE A FAIR OVERALL DESCRIPTION OF THE PROPERTY BUT DO NOT CONSTITUTE PART OF AN OFFER OR CONTRACT. ANY INFORMATION CONTAINED HEREIN IS GIVEN IN GOOD FAITH BUT MUST NOT BE RELIED UPON AS BEING A STATEMENT OR REPRESENTATION OF FACT. NOTHING IN THESE PARTICULARS SHALL BE DEEMED TO BE A STATEMENT THAT THE PROPERTY IS IN GOOD WORKING CONDITION OR OTHERWISE NOR THAT ANY SERVICES OR FACILITIES ARE IN GOOD WORKING ORDER. ANY AREAS, MEASUREMENTS OR DISTANCES REFERRED TO HEREIN ARE APPROXIMATE ONLY. THE TEXT, PHOTOGRAPHS AND LAYOUTS ARE FOR GUIDANCE ONLY NOT NECESSARILY COMPREHENSIVE. FLOORPLAN ILLUSTRATIONS SHOW THE LAYOUT OF THE ACCOMMODATION ONLY. COMPUTER GENERATED IMAGES ARE ILLUSTRATIVE ONLY. TO VIEW THE ARCHITECTURAL AND STRUCTURAL ITEMS EXCLUDED ON THESE ACCOMMODATION LAYOUTS, PLEASE REQUEST THE ARCHITECTURAL PLANS FROM THE AGENT. PURCHASERS MUST SATISFY THEMSELVES IN RELATION TO ALL THE FOREGOING MATTERS BY INSPECTION OR OTHERWISE.