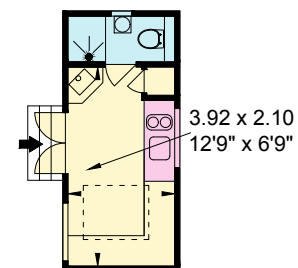
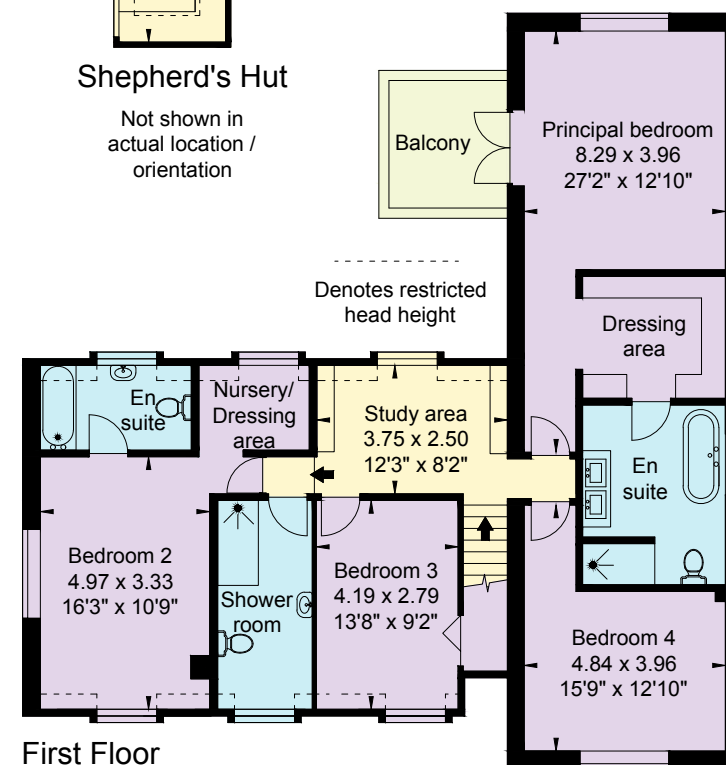


Ground Floor



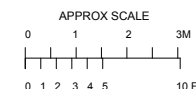
Shepherd's Hut

Not shown in
actual location /
orientation



First Floor

Denotes restricted
head height



This plan is for guidance only and must not be relied upon as a statement of fact. Attention is drawn to the Important Notice on the last page of text of the Particulars.

Cranford
36 Luddington Road
Stratford upon Avon

APPROXIMATE GROSS INTERNAL FLOOR AREA:

House: 303 sq m (3,262 sq ft)
Garage: 31 sq m (338 sq ft)
Shepherd's Hut: 10 sq m (108 sq ft)
Total: 344 sq m (3,708 sq ft)
inc. restricted head height
© Cotswold Plans Ltd ma/16320