






OLD PLAWHATCH HOUSE

Plawhatch Lane, Sharpthorne, East Grinstead, East Sussex, RH19 4JL



A MAGNIFICENT COUNTRY HOUSE WITH STUNNING VIEWS

This wonderful property offers substantial and well-proportioned accommodation as well as a detached double garage with annexe above and delightful gardens with fantastic views of the South Downs

			EPC
7-8	2-3	4-5	E

Local Authority: Wealden District Council
Council Tax band: G
Tenure: Freehold

Services: Mains water and electricity. Oil-fired heating. Private drainage (septic tank)

East Grinstead 5 miles (London Bridge from 55 minutes/Victoria from 56 minutes). Haywards Heath 8.6 miles (London Bridge from 44 minutes). Gatwick airport 12 miles.

www.what3words.com/chromatic.slam.oppose



SITUATION

The property is situated on the edge of the village of Sharpthorne with stunning views over the rolling countryside of the South Downs. Sharpthorne is located near the Sussex/ Surrey/ Kent borders and provides good local amenities which include village stores, farm shop, café and garage. Further facilities can be found at the larger centres of East Grinstead, Tunbridge Wells, Crawley or Haywards Heath which all also have train stations serving London. Gatwick airport is also nearby as is the M23 offering access to the M25 and London, the south towards Brighton and the Sussex coastline.

There are many highly regarded schools in the area, both state and private, including West Hoathly Primary School, Imberhorne, Lingfield College, Michael Hall Waldorf School, Copthorne Preparatory, Brambletye, Cumnor House Sussex, Worth, Sackville, and Ardingly College.





THE PROPERTY

Old Plawhatch House is an impressive semi-detached country house which offers well-proportioned and substantial family accommodation, totalling in excess of 7,000 square feet and arranged over three floors.

The Arts and Crafts style property is unlisted and has attractive tile hung upper elevations and numerous large windows taking advantage of the fabulous views. The house has been remodelled and beautifully refurbished and now provides a perfect blend of modern convenience yet retaining the character and features of the period. These features include good ceiling heights, wood panelling, oak staircases with ornate balustrades, decorative fireplaces and wooden window shutters.

Outside, the wonderful lawned gardens enjoy fabulous views over the South Downs. The property also benefits from a detached double garage with a useful one bedroom annexe above.





SUBSTANTIAL AND FLEXIBLE FAMILY ACCOMMODATION

The front door opens into a magnificent reception hallway which has wood panelled walls, ornate fireplace and leaded light windows. There is also a fantastic broad oak staircase with ornate balustrades leading to a wonderful first floor galleried landing with library with fitted bookshelves and sitting area.

The formal reception rooms flow well and are very well-proportioned. To the rear, the double aspect sitting room and the dining room both have multiple sets of French doors opening out to the rear terrace and gardens creating the perfect space for entertaining. The wonderful kitchen/breakfast room is also double aspect with French doors opening out to the gardens. The beautifully appointed kitchen includes fitted units, an Aga cooker and fabulous windows with wooden shutters.

The substantial accommodation on the first and second floors provide huge flexibility with numerous bedrooms, or additional reception space if required. There are four good sized bedrooms on the first floor as well as a beautifully appointed bathroom. On the second floor there are three further bedrooms, a bathroom and useful attic storage space.

Agents Note:

There is a flying freehold of about 1.5 square metres where the staircase goes into the boundary of the neighbours' property. All correct permissions for this are in place in the Deeds, updated at the time of our vendors' purchase.





STUNNING VIEWS OF THE SOUTH DOWNS

The house is approached over a driveway leading to the house and garaging. The delightful gardens and grounds are laid to lawn and enjoy stunning views over the South Downs. Adjacent to the main house, the detached double garage has a useful annexe above comprising a living room, bathroom and bedroom.

To the rear of the house there is a large paved terrace, ideal for entertaining and al fresco dining whilst enjoying the fabulous views. The terrace leads on to the delightful lawned gardens which include a multitude of mature trees, shrubs and plants as well as a small pond. The beautiful gardens provide a high degree of privacy and in all the property extends to just under an acre.





Luc Horwood
01892 515035
luc.horwood@knightfrank.com

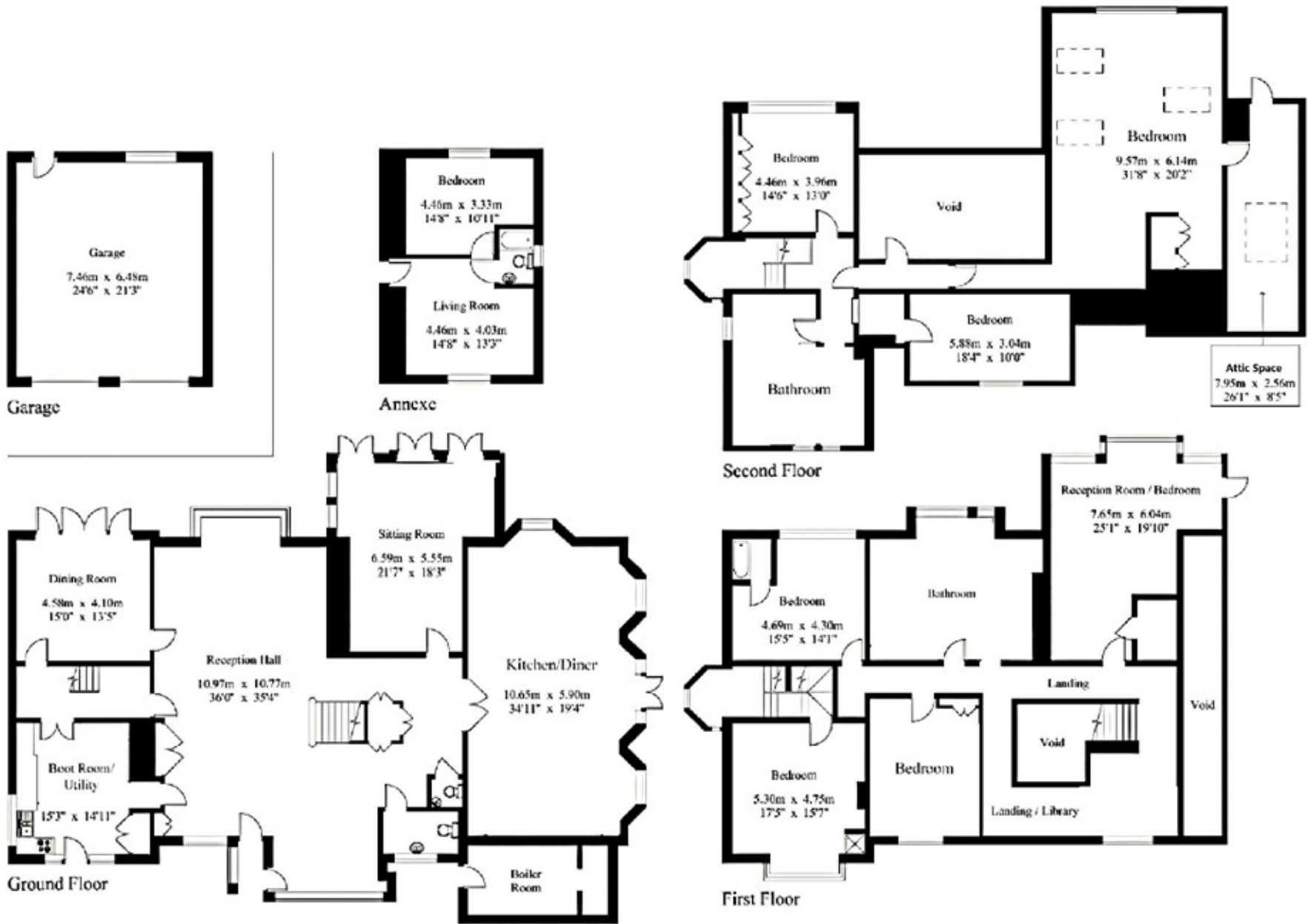
Knight Frank Tunbridge Wells
47 High Street,
Tunbridge Wells, Kent, TN1 1XL

[knightfrank.co.uk](https://www.knightfrank.co.uk)

Your partners in property

1. Particulars: These particulars are not an offer or contract, nor part of one. You should not rely on statements given by Knight Frank in the particulars, by word of mouth or in writing ("information") as being factually accurate about the property, its condition or its value. Neither Knight Frank nor any joint agent has any authority to make any representations about the property, and accordingly any information given is entirely without responsibility on the part of Knight Frank. 2. Material Information: Please note that the material information is provided to Knight Frank by third parties and is provided here as a guide only. While Knight Frank has taken steps to verify this information, we advise you to confirm the details of any such material information prior to any offer being submitted. If we are informed of changes to this information by the seller or another third party, we will use reasonable endeavours to update this as soon as practical. 3. Photos, Videos etc: The photographs, property videos and virtual viewings etc. show only certain parts of the property as they appeared at the time they were taken. Areas, measurements and distances given are approximate only. 4. Regulations etc: Any reference to alterations to, or use of, any part of the property does not mean that any necessary planning, building regulations or other consent has been obtained. A buyer must find out by inspection or in other ways that these matters have been properly dealt with and that all information is correct. 5. Fixtures and fittings: A list of the fitted carpets, curtains, light fittings and other items fixed to the property which are included in the sale (or may be available by separate negotiation) will be provided by the Seller's Solicitors. 6. VAT: The VAT position relating to the property may change without notice. 7. To find out how we process Personal Data, please refer to our Group Privacy Statement and other notices at <https://www.knightfrank.com/legals/privacy-statement>.

Particulars dated January 2026. Photographs and videos dated June 2025 & January 2026. All times and distances stated in the particulars are approximate. All information is correct at the time of going to print. Knight Frank is the trading name of Knight Frank LLP. Knight Frank LLP is a limited liability partnership registered in England and Wales with registered number OC305934. Our registered office is at 55 Baker Street, London W1U 8AN. We use the term 'partner' to refer to a member of Knight Frank LLP, or an employee or consultant. A list of members names of Knight Frank LLP may be inspected at our registered office. If you do not want us to contact you further about our services then please contact us by either calling 020 3544 0692, email to marketing.help@knightfrank.com or post to our UK Residential Marketing Manager at our registered office (above) providing your name and address.



Approximate Gross Internal Area =
House: 686.0 sq m / 7384 sq ft (excluding voids; including attic space, garage and annexe)

This plan is for layout guidance only. Not drawn to scale unless stated. Windows and door openings are approximate. Whilst every care is taken in the preparation of this plan, please check all dimensions, shapes and compass bearings before making any decisions reliant upon them.

