

## DEVELOPMENT LAND PRICES SLOW AGAIN IN Q3

Average greenfield development land prices across England continued to slip back in Q3 amid a slightly less active appetite for sites among developers and increased cost of development. In prime central London, land price growth eased for the third consecutive quarter, underlining the market's return to more normal conditions. Gráinne Gilmore examines the latest market trends.

### Key facts Q3 2015

Greenfield development land prices in England slipped by 0.2% in Q3, **taking the annual change in prices to -2.8%**

Greenfield land prices are **down 3% since the start of the year**

Development land prices in prime central London were unchanged in Q3, **taking the annual rate of growth to 7.4%**

Average greenfield development land prices across England dipped by 0.2% between July and September. This takes the cumulative price drop since the start of the year to 3%, enough to reverse the gains seen in land prices during 2014.

The slip in land values reflects a wider slowing in house price growth across the UK from the peak seen late last year. However there are also other key factors at play, not least a more moderate demand for development sites among larger housebuilders who have spent several years replenishing their pipeline supply of land. As a result, sites which do not 'tick all the boxes' are attracting less attention.

Developers are also facing higher build costs and a shortage of labour, but there are signs that the shortage of materials which has been pushing up prices is easing. The new RICS construction survey, published this week, shows a drop in the number of developers saying that a shortage of materials was a factor limiting building levels

(figure 2). The labour shortage is still a key concern however.

In addition, developers are also having to factor in reduced revenues from Registered Providers on the affordable element of schemes after the Chancellor's announcement in the last Budget that social rents would be cut in the coming years.

On a short-term basis, the fast-paced policy environment, especially around affordable housing, is causing a degree of 'limbo' in the market as developers look for more detail on the Government's Starter Home initiative. Although policymakers have pledged to deliver 200,000 of these homes by 2020, the detail of how the scheme will work is still vague.

In the prime central London market, price growth in land prices continued to ease, reflecting the slowing growth seen in the sales market. Average prime property values in central London are up 1.3% year on year, compared to 7.4% annual growth in September last year.



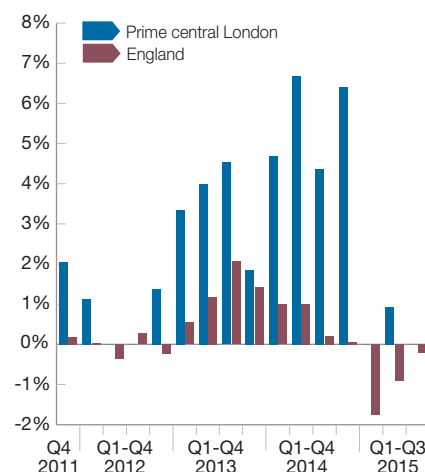
**GRÁINNE GILMORE**  
Head of UK Residential Research

"The fast-paced policy environment is causing a degree of short-term 'limbo' in the market as developers wait for more details on Government plans."

Follow Gráinne at [@ggilmorekf](#)

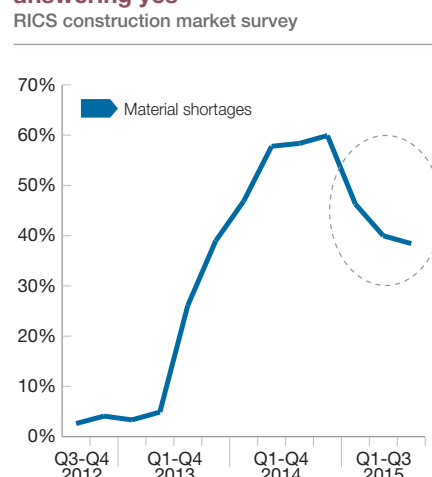
For the latest news, views and analysis on the world of prime property, visit [Global Briefing](#) or [@kfglobalbrief](#)

FIGURE 1  
**Quarterly change in average land values**



Source: Knight Frank Research

FIGURE 2  
**Factors affecting development... proportion of respondents answering yes**



Source: Knight Frank Research

## RESIDENTIAL DEVELOPMENT LAND INDEX Q3 2015

### England and Wales Residential Development Land Index

Date	Res dev land index	12-month % change	6-month % change	3-month % change
Sep-12	100.11	0.1%	-0.1%	0.3%
Dec-12	99.87	-0.3%	0.0%	-0.2%
Mar-13	100.42	0.2%	0.3%	0.5%
Jun-13	101.60	1.8%	1.7%	1.2%
Sep-13	103.70	3.6%	3.3%	2.1%
Dec-13	105.18	5.3%	3.5%	1.4%
Mar-14	106.22	5.8%	2.4%	1.0%
Jun-14	107.29	5.6%	2.0%	1.0%
Sep-14	107.51	3.7%	1.2%	0.2%
Dec-14	107.57	2.3%	0.3%	0.1%
Mar-15	105.68	-0.5%	-1.7%	-1.8%
Jun-15	104.70	-2.4%	-2.7%	-0.9%
Sep-15	104.48	-2.8%	-1.1%	-0.2%

### Prime Central London Residential Development Land Index

Date	Res dev land index	12-month % change	6-month % change	3-month % change
Sep-12	103.20	3.2%	0.0%	0.0%
Dec-12	104.63	2.5%	1.4%	1.4%
Mar-13	108.14	4.8%	4.8%	3.4%
Jun-13	112.45	9.0%	7.5%	4.0%
Sep-13	117.54	13.9%	8.7%	4.5%
Dec-13	119.72	14.4%	6.5%	1.9%
Mar-14	125.33	15.9%	6.6%	4.7%
Jun-14	133.70	18.9%	11.7%	6.7%
Sep-14	139.54	18.7%	11.3%	4.4%
Dec-14	148.48	24.0%	11.1%	6.4%
Mar-15	148.48	18.5%	6.4%	0.0%
Jun-15	149.87	12.1%	0.9%	0.9%
Sep-15	149.87	7.4%	0.9%	0.0%

Source: Knight Frank Research

## RECENT MARKET-LEADING RESEARCH PUBLICATIONS



Residential Market Update - Oct 2015



Prime Central London Sales Index - Sep 2015



Development Finance Report - 2015

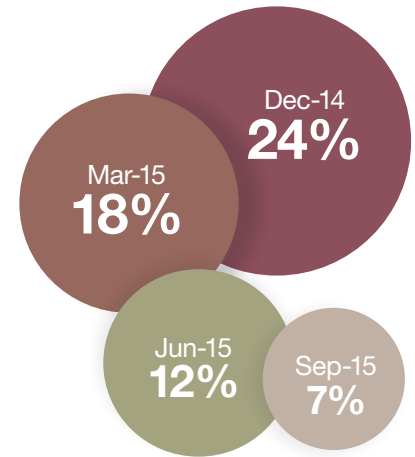


UK Housebuilding Report - 2015

Knight Frank Research Reports are available at [KnightFrank.com/Research](http://KnightFrank.com/Research)

FIGURE 3

### Annual change in prime central London development land values



Source: Knight Frank Research

### RESIDENTIAL RESEARCH

#### Gráinne Gilmore

Head of UK Residential Research  
+44 20 7861 5102  
grainne.gilmore@knightfrank.com

#### PRESS OFFICE

#### Freddy Fontannaz

+44 20 7861 1132  
freddy.fontannaz@knightfrank.com

#### Jamie Obertelli

+44 20 7861 1104  
jamie.obertelli@knightfrank.com



#### Important Notice

© Knight Frank LLP 2015 – This report is published for general information only and not to be relied upon in any way. Although high standards have been used in the preparation of the information, analysis, views and projections presented in this report, no responsibility or liability whatsoever can be accepted by Knight Frank LLP for any loss or damage resultant from any use of, reliance on or reference to the contents of this document. As a general report, this material does not necessarily represent the view of Knight Frank LLP in relation to particular properties or projects. Reproduction of this report in whole or in part is not allowed without prior written approval of Knight Frank LLP to the form and content within which it appears. Knight Frank LLP is a limited liability partnership registered in England with registered number OC305934. Our registered office is 55 Baker Street, London, W1U 8AN, where you may look at a list of members' names.