



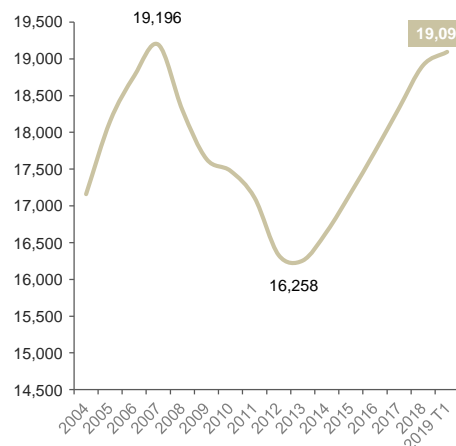
# RESIDENTIAL SNAPSHOT

1<sup>st</sup> QUARTER 2019

## Situation in Spain

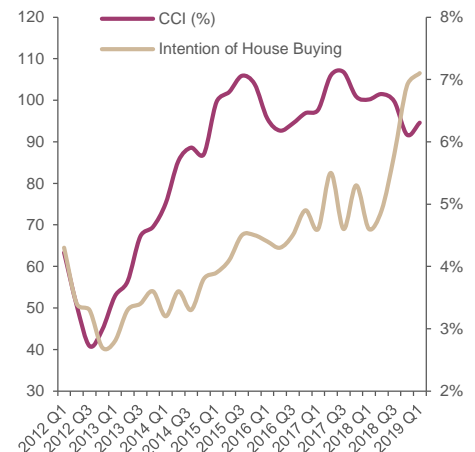
- During the first quarter of the year the unemployment rate has continued to fall whilst the Consumer Confidence Index and Intention of House Buying have increased compared to the end of the year 2018. There is expected to a stabilization in demand and in housing prices.
- Household debt reached at 64.7% of GDP in the end of 2018 and household income spent on the mortgage reached at 32%, far lower than the highs reached in years prior to the crisis.
- The number of mortgages granted have increased at 18% compared to the same period of the 2018. Although the amount of them has fallen by 1%.
- It is expecting the number of started housing will increase during the next years due to urban operations that have been approved.

**GRAPH 1**  
Affiliates of Social Security  
000's of people. 2004 - 2019 (Q1)



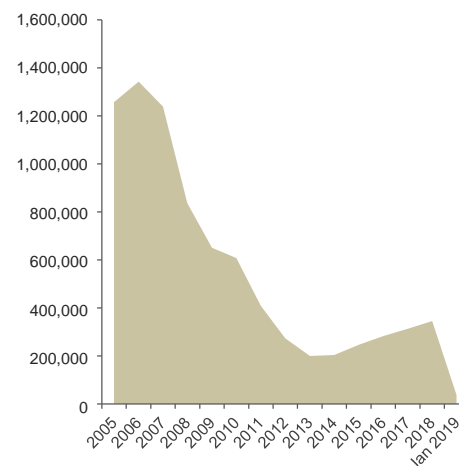
Source: Ministry of Employment and Social Security

**GRAPH 2**  
CCI and Intention of House Buying  
2012 - 2019 (Q1)



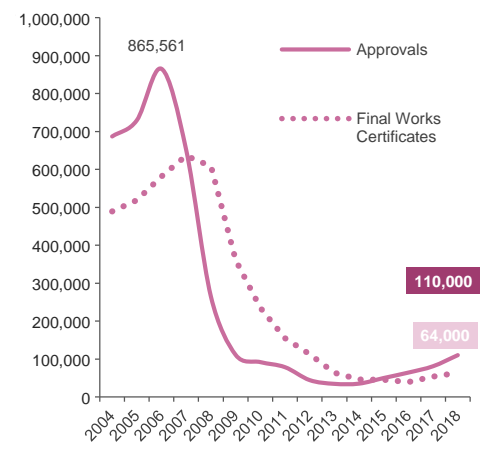
Source: CIS

**GRAPH 3**  
Number of mortgages granted  
2004 - 2019 (Jan)



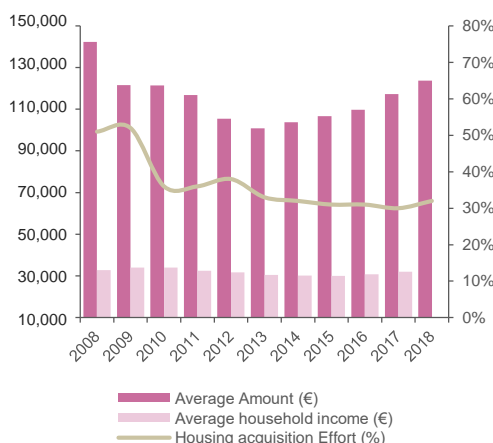
Source: INE.

**GRAPH 4**  
Approvals and Final Works Certificates  
2004 - 2018



Source: Ministry of Public Works.

**GRAPH 5**  
% of household income spent on the mortgage. 2007 - 2018



Source: INE and Bank of Spain

### STARTED AND COMPLETED HOUSES | 2018 - 2019 (P)

Started: **+30 %** (115,000 units approx)

Completed: **+35 %** (80,000 units approx)

# Prices and transactions in Spain

- Existing housing transactions continued to represent the vast majority with a 91% compared with new build. It is expected that new build transactions will increase in the next years due to the new projects.

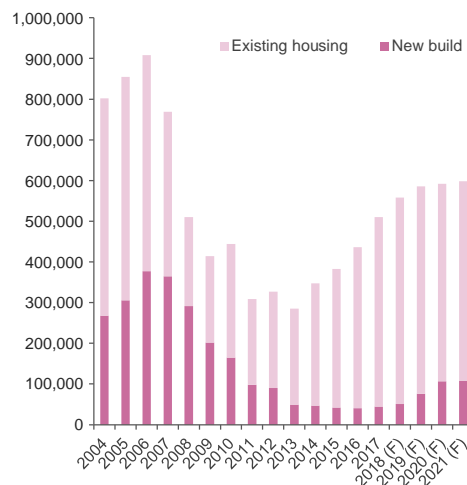
- Madrid continues to be the city leader in the number of transactions, followed by Barcelona with a variation between them of 5 percentage points of the total.

- 2018 ended on a price increase of 2.8% for new build and 3.9% for existing housing. It is expected prices will continue to increase although more moderately during this year.

- During this quarter housing investment returned high yields of 4%, compared with other alternative investments, such as a 1.2% return for a 10-year state bond. This will influence the confidence of the investor that will continue betting on this sector.

GRAPH 6

## New build and existing housing transactions. 2004 - 2018 (F)\*



Source: Knight Frank Valuations Department based on Ministry of Public Works.  
\* Data from Q4 2018 forecast

GRAPH 7

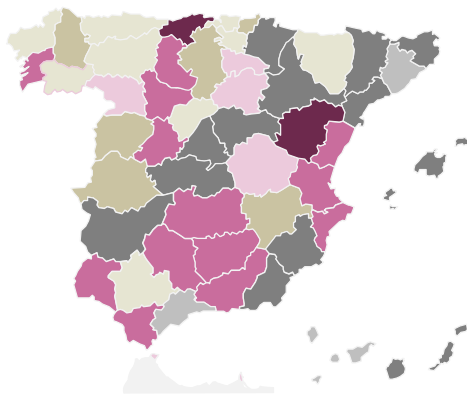

## Top 5. Main cities transactions. 2010 - 2018



Source: Ministry of Public Works

GRAPH 8

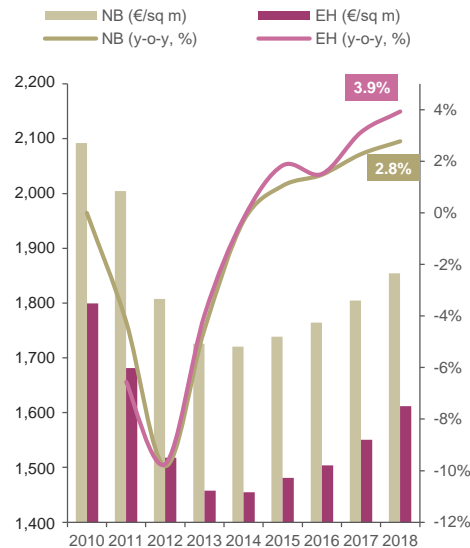
## New build prices variation by province. 2017 - 2018



Source: Ministry of Public Works

GRAPH 9

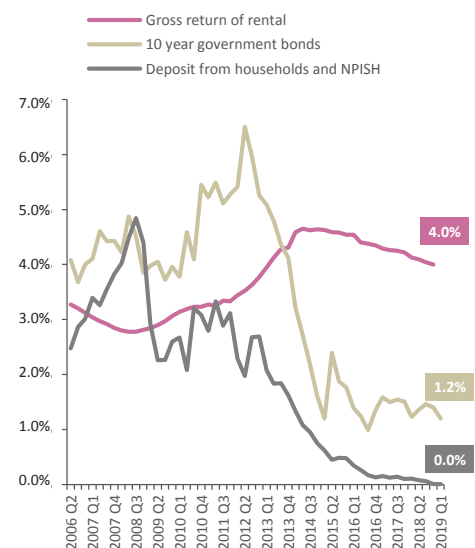
## New build (NB) and Existing housing (EH) prices. 2011 - 2018



Source: Ministry of Public Works

GRAPH 10

## Returns of alternative investments 2006 - 2019 (Q1)



Source: Bank of Spain



## RESEARCH

**Carlos Zamora**

Partner | Head of Residential  
[Carlos.Zamora@es.knightfrank.com](mailto:Carlos.Zamora@es.knightfrank.com)  
 +34 600 919041

**Rosa Uriol**

Head of Research  
[Rosa.Uriol@es.knightfrank.com](mailto:Rosa.Uriol@es.knightfrank.com)  
 +34 600 919114

[KnightFrank.es](http://KnightFrank.es)

### Important notice

© Knight Frank España, S.A.U. 2019  
 This report is published for general information only and is not to be relied upon in any way. Although high standards have been used in the preparation of the information, analysis, views and projections presented in this report, no responsibility or liability whatsoever can be accepted by Knight Frank España, S.A.U. for any loss or damage resultant from any use of, reliance or reference to the contents of this document.

As a general report, this material does not necessarily represent the view of Knight Frank España, S.A.U. in relation to a particular property or project. Reproduction of this report in whole or part is not permitted without prior written approval of Knight Frank España, S.A.U. to the form and content within which it appears. Knight Frank España is a Sociedad Anónima Unipersonal registered on the Mercantile Register of Madrid with Registered Tax Number (CIF) A-79122552. Our registered office is located at Suero de Quiñones 34, 28002 Madrid.