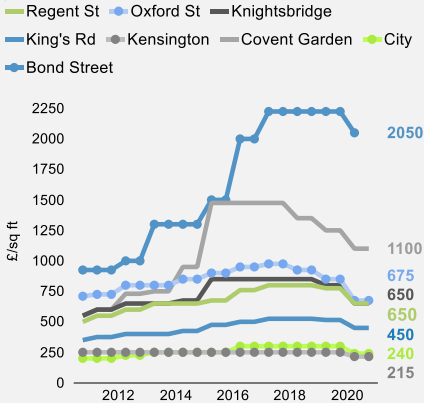


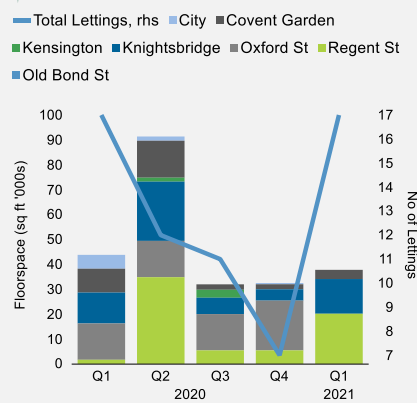
Central London Retail Market Q1 2021

The Knight Frank Central London Retail Market quarterly update on key data and current market sentiment.

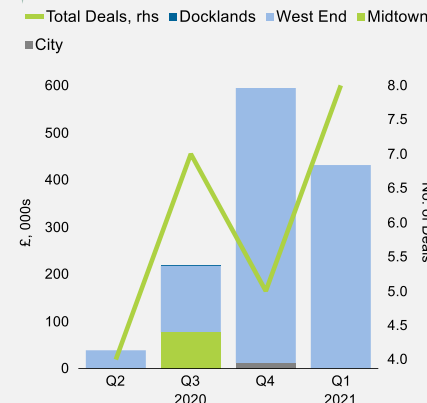
Prime Zone A Rents



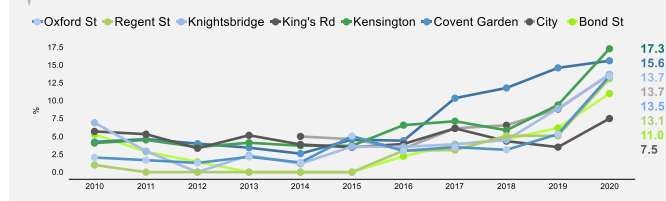
Lettings by Sub-market



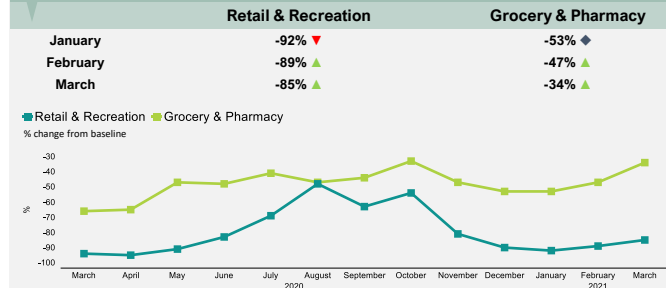
Investment Volumes



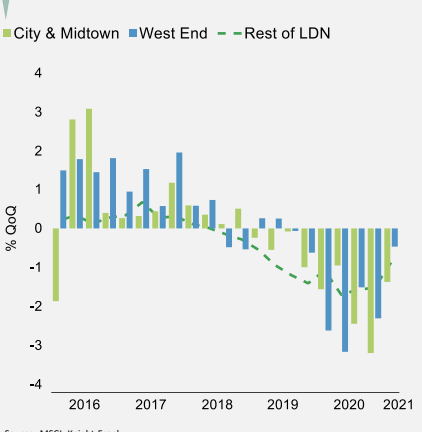
Vacancy



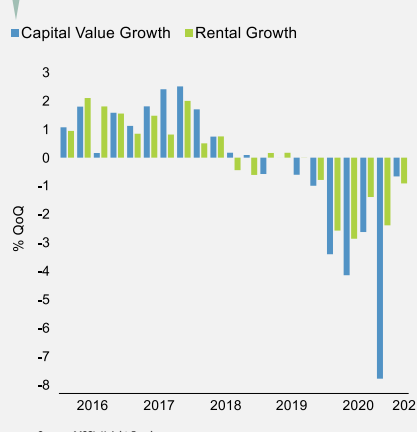
West End Footfall



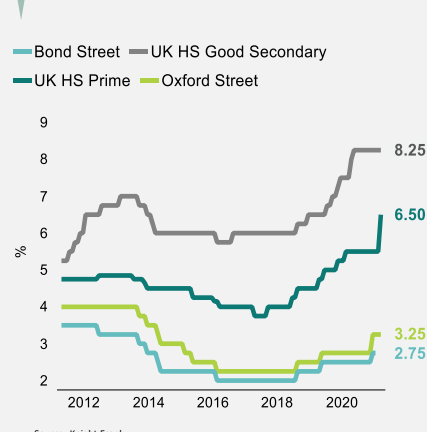
Rental Growth by Sub-market



Central London Rental / Capital Value Growth



Prime Yields



Key Lettings

Location	Unit Size (sq ft)	Tenant
193 / 195 Sloane Street	7,488	Confidential
106 Regent Street	4,971	Confidential
106 / 112 Regent Street	4,372	Confidential

Source: EGI, Knight Frank

Key Investment Deals

Location	Price	Yield	Purchaser
51 – 52 New Bond Street	£95.5m	3.1%	Motcomb Estates
43 – 44 New Bond Street	£60m	-	Private Investor
39 – 40 Piccadilly	£52m	3.0%	Art-Invest Real Estate6

Source: Property Data, Knight Frank