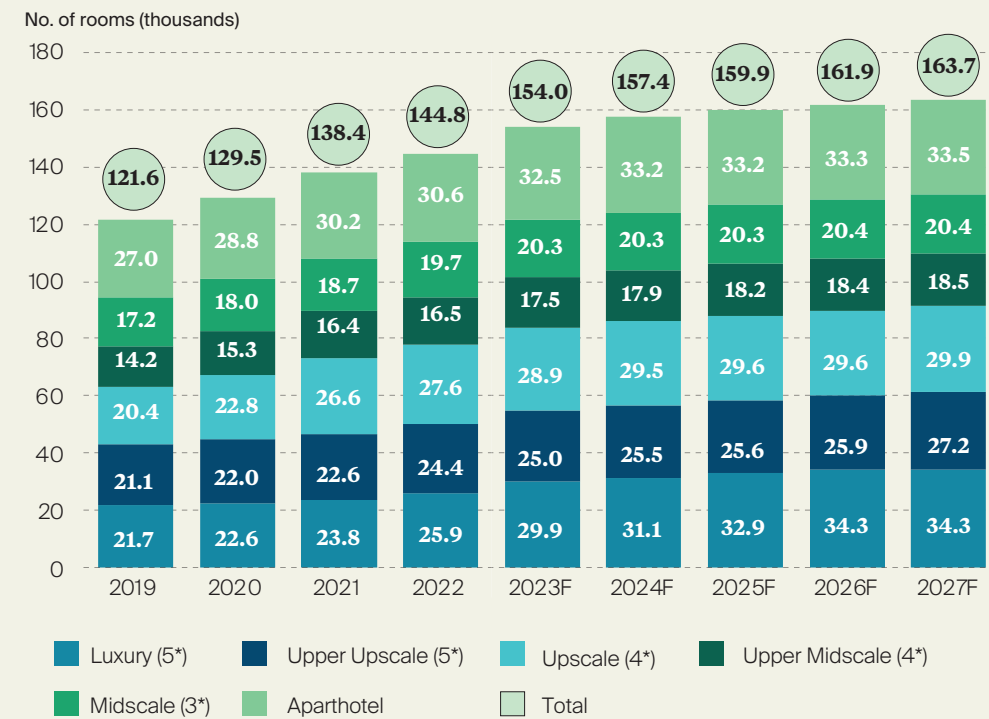




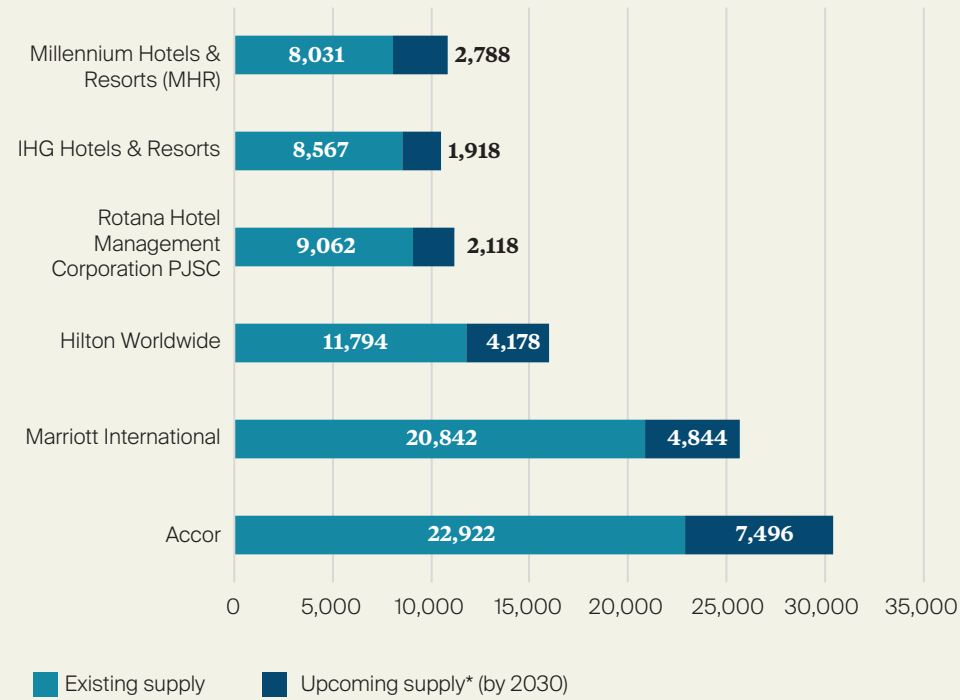
UAE HOSPITALITY 2023



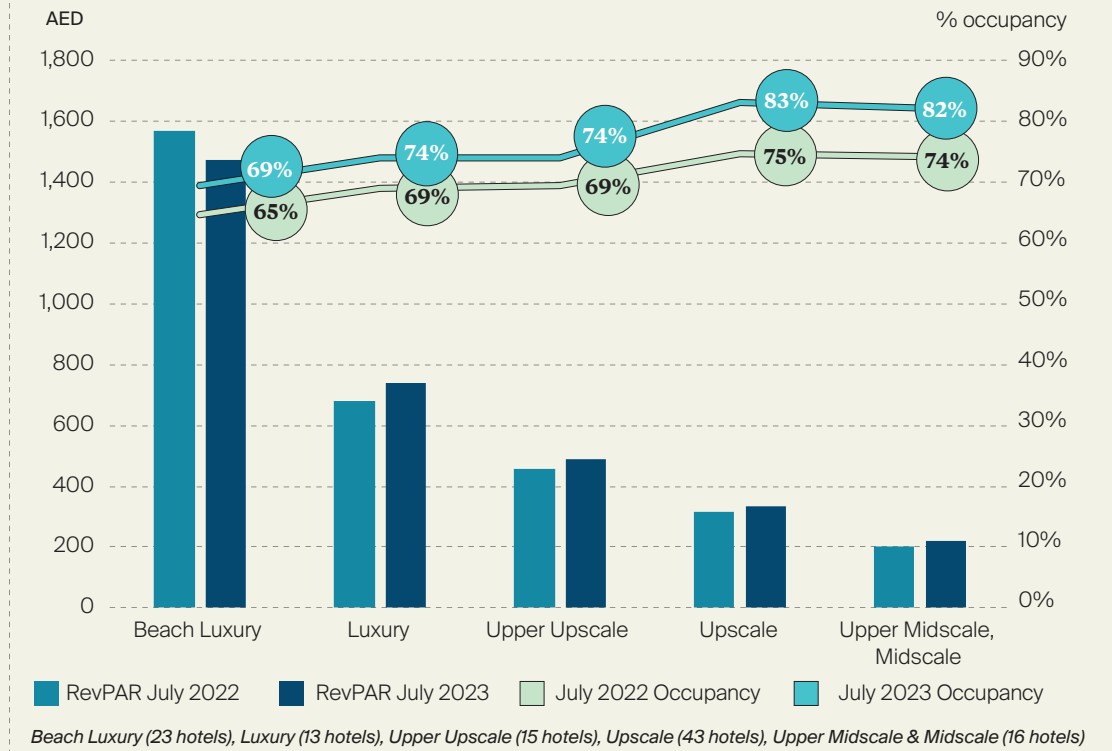
Dubai's hotel room supply by star rating



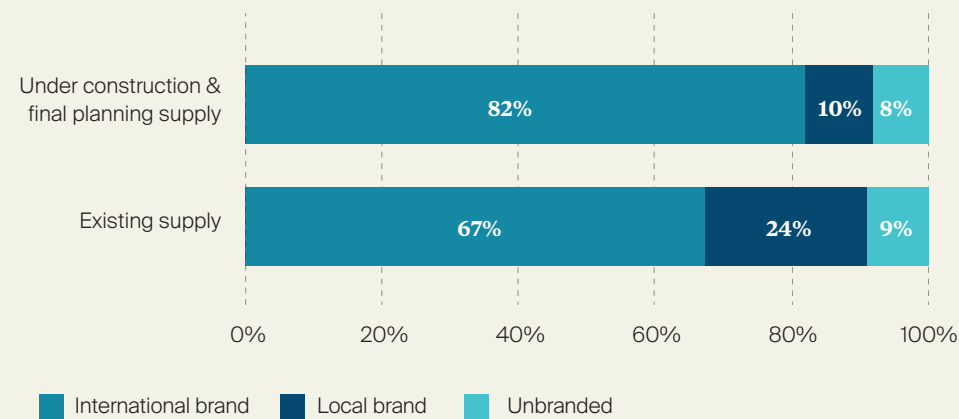
UAE's top 6 hotel operators



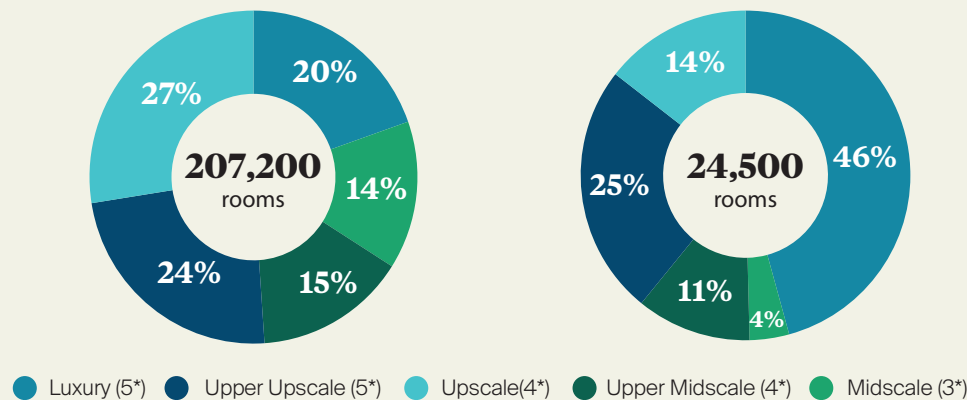
Dubai segment performance -YTD July 2022 vs 2023



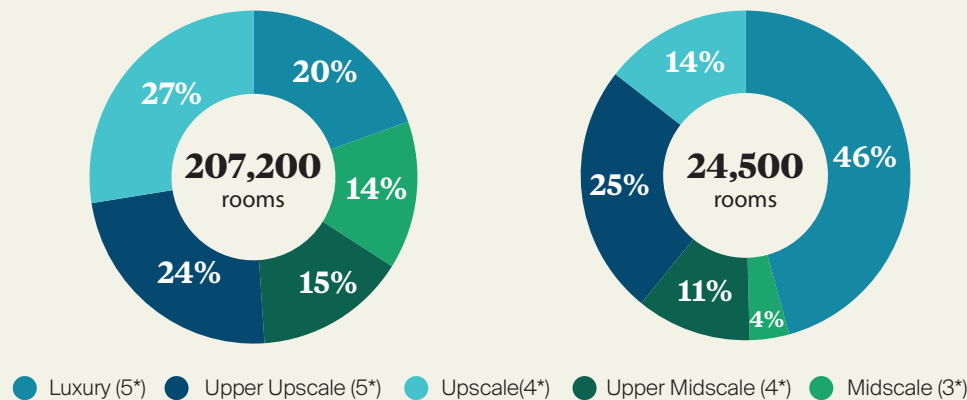
UAE's supply breakdown by operator's classification



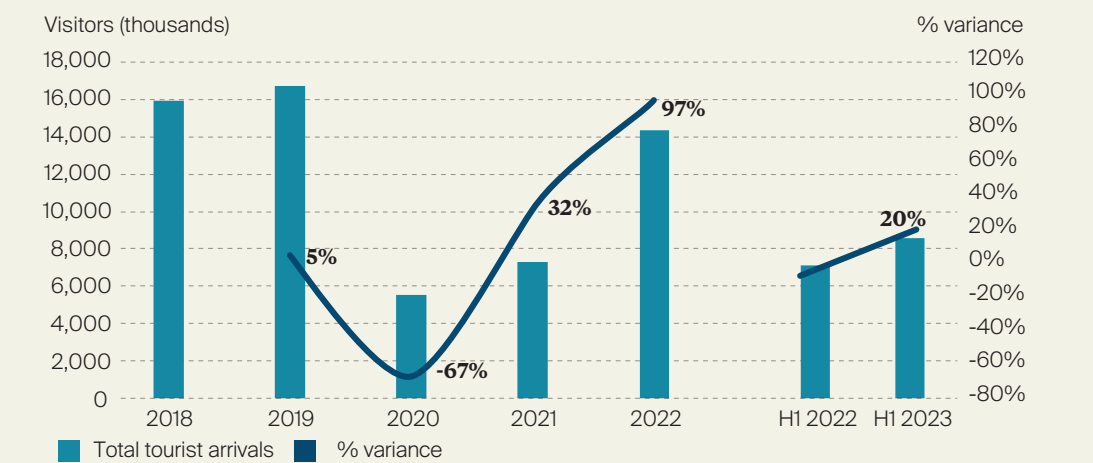
UAE's existing supply



UAE's under construction & final planning supply (by 2030)



Dubai's International tourism growth



By the end of 2023, c. **154,000** rooms will be operating in Dubai's hospitality market - a 6.4% increase from 2022

67% of the existing supply is comprised of internationally branded hotels

70% of the under construction & final planning supply is comprised of luxury & upper upscale hotels

70% of the UAE's hospitality upcoming supply is in Dubai

8.6 million tourists in H1 2023 in Dubai - a 20% increase from 2022

Contacts

Daniel Pugh
Partner - Head of Hospitality Valuation & Advisory, MENA
daniel.pugh@me.knightfrank.com
+971 50 945 2635

Turab Saleem
Partner - Head of Hospitality, Tourism & Leisure Advisory, MEA
turab.saleem@me.knightfrank.com
+966 54 8373 819

Stephen Flanagan
Partner - Head of Valuation & Advisory, MENA
stephen.flanagan@me.knightfrank.com
+971 50 813 3402

Shehzad Jamal
Partner - Strategy & Consultancy, MEA
shehzad.jamal@me.knightfrank.com
+971 56 410 1298

Harmen de Jong
Partner - Head of Strategy & Consultancy, MENA
harmen.dejong@me.knightfrank.com
+966 56 304 5356

Faisal Durrani
Partner - Head of Research, MENA
faisal.durrani@me.knightfrank.com
+44 7885 997888

Alaa Aljarousha
Manager - Research, UAE
alaa.aljarousha@me.knightfrank.com
+971 56 548 9626

Knight Frank, 39th floor, Media One Office Tower, Al Falak Street, Dubai Media City

Source: Knight Frank, STR Global, HOTSTATS Hospitality Intelligence, Dubai Department of Economy & Tourism