





# Prime Yield Guide – July 2023

Knight Frank Intelligence

*This yield guide is for indicative purposes only and was prepared on 12 July 2023.*



*Yields are reflective of income-focussed transactions of prime, stabilised institutional-grade assets. Yields are provided on a Net Initial Yield (NIY) basis assuming a rack rented property.*

SECTOR		JUL-22	FEB-23	MAR-23	APR-23	MAY-23	JUN-23	JUL-23	1 MONTH CHANGE	MARKET SENTIMENT		
	<b>Student Property</b>	Prime London - Direct Let	3.50%	3.75% - 4.00%	3.75% - 4.00%	3.75% - 4.00%	3.75% - 4.00%	4.00%	4.00% +	+	<b>WEAKER</b>	
		Prime Regional - Direct Let	4.75% - 5.00%	5.00% - 5.25%	5.00% - 5.25%	5.00% - 5.25%	5.00% - 5.25%	5.00% - 5.25%	5.00% - 5.25%		<b>STABLE</b>	
		Prime London - 25 yr lease, Annual RPI	3.00%	4.00% - 4.25%	4.00%	4.00%	4.00%	4.00%	4.00%	4.00%		<b>STABLE</b>
		Prime Regional - 25 yr lease, Annual RPI	3.25%	4.25% - 4.50%	4.25%	4.25%	4.25%	4.25%	4.25%	4.25%		<b>STABLE</b>
	<b>Co-Living</b>	Prime London	3.75% - 4.00%	4.00%	4.00%	4.00%	4.00%	4.00%	4.00% +	+	<b>STABLE</b>	
		Prime Regional	4.50% - 4.75%	4.75%	4.75%	4.75%	4.75%	4.75%	4.75%		<b>STABLE</b>	
	<b>Build to Rent</b>	Zone 1 London Prime	3.00% - 3.25%	3.25% +	3.25% +	3.25% +	3.25% - 3.50%	3.25% - 3.50%	3.50% +	+	<b>STABLE</b>	
		Zone 2 London Prime	3.25%	3.50%	3.50%	3.50% +	3.60%	3.60% +	3.70%	+0.10%	<b>STABLE</b>	
		Zones 3-4 London Prime	3.25% - 3.50%	3.50% +	3.60% +	3.60% +	3.70%	3.70% +	3.80%	+0.10%	<b>STABLE</b>	
		Greater London Prime	3.50% - 3.75%	3.75% +	3.75% +	3.75% - 4.00%	3.85% - 4.00%	3.85% - 4.00%	4.00%	+	<b>STABLE</b>	
		South East Prime	3.50% - 3.75%	3.75% - 4.00%	3.75% - 4.00%	3.75% - 4.00%	3.85% - 4.00%	3.85% - 4.00%	4.00%	+	<b>STABLE</b>	
		Tier 1 Regional Cities	3.75%	4.00%	4.00%	4.00%	4.00% - 4.10%	4.00% - 4.10%	4.10%	+	<b>STABLE</b>	
		Tier 2 Regional Cities	4.25%	4.25% - 4.50%	4.25% - 4.50%	4.25% - 4.50%	4.25% - 4.50%	4.25% - 4.50%	4.25% - 4.50%		<b>STABLE</b>	
		South East – Single Family Housing	3.75%	3.75% +	3.75% +	3.75% +	3.75%	3.75%	3.75% +	+	<b>STABLE</b>	
Regional – Single Family Housing	4.00% - 4.25%	4.00% - 4.25%	4.00% - 4.25%	4.00% - 4.25%	4.00% - 4.25%	4.00% - 4.25%	4.00% - 4.25%		<b>STABLE</b>			
	<b>Seniors Housing</b>	Prime South East	5.00% - 5.25%	5.25% +	5.25% +	5.25% +	5.25% +	5.25% +	5.25% +		<b>STABLE</b>	

*Your partners in property.*

# Prime Yield Guide – July 2023

Knight Frank Intelligence

*This yield guide is for indicative purposes only  
and was prepared on 12 July 2023.*



## KEY RESEARCH



Knight Frank Research looks at the latest investment and development trends in the UK Student sector.

[CLICK TO READ AND DOWNLOAD](#)

## Knight Frank V&A

### Did you know

In addition to valuing assets in the main property sectors and having award winning teams in the Healthcare, Student and Automotive sectors, Knight Frank also has expertise in :

- Waste and Energy
- Infrastructure
- Garden Centres
- Film Studios
- Serviced Offices
- Data Centres
- Life Sciences
- Income Strips
- Ground Rents
- Trading assets
- Expert Witness
- IPOs

## KEY CONTACTS

*We like questions. If you would like some property advice , or want more information about our research, we would love to hear from you.*



### [John-Paul Stichbury](#)

Partner – Valuation & Advisory – Build to Rent  
+44 20 3866 8036  
[John-Paul.Stichbury@KnightFrank.com](mailto:John-Paul.Stichbury@KnightFrank.com)



### [David Shapland](#)

Partner – Valuation & Advisory - Head of Build to Rent  
+44 20 7861 5455  
[David.Shapland@KnightFrank.com](mailto:David.Shapland@KnightFrank.com)



### [Neil Armstrong](#)

Partner – Valuation & Advisory - Head of Student  
+44 20 7861 5332  
[Neil.Armstrong@KnightFrank.com](mailto:Neil.Armstrong@KnightFrank.com)



### [Sarah Jones](#)

Partner – Valuation & Advisory – Student Property  
+44 20 7861 1277  
[Sarah.Jones@KnightFrank.com](mailto:Sarah.Jones@KnightFrank.com)



### [Peter Youngs](#)

Partner – Valuation & Advisory - Head of Seniors Housing  
+44 20 7861 1656  
[Peter.Youngs@KnightFrank.com](mailto:Peter.Youngs@KnightFrank.com)



### [Oliver Knight](#)

Partner – Research - Head of Residential Development  
+44 20 7861 5134  
[Oliver.Knight@KnightFrank.com](mailto:Oliver.Knight@KnightFrank.com)



### [Lisa Attenborough](#)

Partner – KFCA - Head of Debt Advisory  
+44 20 3909 6846  
[Lisa.Attenborough@KnightFrank.com](mailto:Lisa.Attenborough@KnightFrank.com)



### [Emma Winning](#)

Partner – KFCA - Head of Equity Advisory  
+44 20 7861 1509  
[Emma.Winning@KnightFrank.com](mailto:Emma.Winning@KnightFrank.com)

Knight Frank Research provides strategic advice, consultancy services and forecasting to a wide range of clients worldwide including developers, investors, funding organisations, corporate institutions and the public sector. All our clients recognise the need for expert independent advice customised to their specific needs. Important Notice: © Knight Frank LLP 2023. This report is published for general information only and not to be relied upon in any way. Although high standards have been used in the preparation of the information, analysis, views and projections presented in this report, no responsibility or liability whatsoever can be accepted by Knight Frank LLP for any loss or damage resultant from any use of, reliance on or reference to the contents of this document. As a general report, this material does not necessarily represent the view of Knight Frank LLP in relation to particular properties or projects. Reproduction of this report in whole or in part is not allowed without prior written approval of Knight Frank LLP to the form and content within which it appears. Knight Frank LLP is a limited liability partnership registered in England with registered number OC305934. Our registered office is 55 Baker Street, London, W1U 6AN, where you may look at a list of members' names.

Knight Frank Research  
Reports are available at  
[knightfrank.com/research](https://knightfrank.com/research)